

HIGHLIGHTS OF PRESCRIBING INFORMATION

These highlights do not include all the information needed to use OMNITROPE® safely and effectively. See full prescribing information for OMNITROPE®.

OMNITROPE® (somatropin) injection, for subcutaneous use
Initial U.S. Approval: 1987

----- **INDICATIONS AND USAGE** -----

OMNITROPE is a recombinant human growth hormone indicated for:

- **Pediatric:** Treatment of children with growth failure due to growth hormone deficiency (GHD), Prader-Willi Syndrome, Small for Gestational Age, Turner syndrome, and Idiopathic Short Stature (1.1)
- **Adult:** Treatment of adults with either adult onset or childhood onset GHD (1.2)

----- **DOSAGE AND ADMINISTRATION** -----

OMNITROPE should be administered subcutaneously (2).

- **Pediatric GHD:** 0.16 to 0.24 mg/kg/week, divided into 6 to 7 daily injections (2.1)
- **Prader-Willi Syndrome:** 0.24 mg/kg/week, divided into 6 to 7 daily injections (2.1)
- **Small for Gestational Age:** Up to 0.48 mg/kg/week, divided into 6 to 7 daily injections (2.1)
- **Turner Syndrome:** 0.33 mg/kg/week, divided into 6 to 7 daily injections (2.1)
- **Idiopathic Short Stature:** Up to 0.47 mg/kg/week, divided into 6 to 7 daily injections (2.1)
- **Adult GHD:** not more than 0.04 mg/kg/week (divided into daily injections) to be increased as tolerated to not more than 0.08 mg/kg/week; to be increased gradually every 1 to 2 months (2.2)
- OMNITROPE Cartridges 5 mg/1.5 mL and 10 mg/1.5 mL must be used with the corresponding OMNITROPE Pen 5 and Pen 10 delivery system, respectively (2.3)
- Injection sites should always be rotated to avoid lipoatrophy (2.3)

----- **DOSAGE FORMS AND STRENGTHS** -----

- OMNITROPE Cartridge 5 mg/1.5 mL is a prefilled sterile solution in a glass cartridge ready to be administered with the Omnitrope Pen 5 (3)
- OMNITROPE Cartridge 10 mg/1.5 mL is a prefilled sterile solution in a glass cartridge ready to be administered with the Omnitrope Pen 10 (3)
- OMNITROPE for injection 5.8 mg/vial is supplied with two vials, one containing somatropin as a powder and the other vial containing diluent (3)

----- **CONTRAINDICATIONS** -----

- Acute Critical Illness (4)
- Children with Prader-Willi Syndrome who are severely obese or have severe respiratory impairment - reports of sudden death (4)
- Active Malignancy (4)
- Hypersensitivity to somatropin or its excipients (4)

- Active Proliferative or Severe Non-Proliferative Diabetic Retinopathy (4)
- Children with closed epiphyses (4)
- Known hypersensitivity to somatropin or excipients (4)

----- **WARNINGS AND PRECAUTIONS** -----

- **Acute Critical Illness:** Potential benefit of treatment continuation should be weighed against the potential risk (5.1)
- **Prader-Willi Syndrome in children:** Evaluate for signs of upper airway obstruction and sleep apnea before initiation of treatment. Discontinue treatment if these signs occur (5.2)
- **Neoplasm:** Monitor patients with preexisting tumors for progression or recurrence. Increased risk of a second neoplasm in childhood cancer survivors treated with somatropin - in particular meningiomas in patients treated with radiation to the head for their first neoplasm (5.3)
- **Impaired Glucose Tolerance and Diabetes Mellitus:** May be unmasked. Periodically monitor glucose levels in all patients. Doses of concurrent antihyperglycemic drugs in diabetics may require adjustment (5.4)
- **Intracranial Hypertension:** Exclude preexisting papilledema. May develop and is usually reversible after discontinuation or dose reduction (5.5)
- **Hypersensitivity:** Serious hypersensitivity reactions may occur. In the event of an allergic reaction, seek prompt medical attention (5.6)
- **Fluid Retention (i.e., edema, arthralgia, carpal tunnel syndrome - especially in adults):** May occur frequently. Reduce dose as necessary (5.7)
- **Hypoadrenalism:** Monitor patients for reduced serum cortisol levels and/or need for glucocorticoid dose increases in those with known hypoadrenalism (5.8)
- **Hypothyroidism:** May first become evident or worsen (5.9)
- **Slipped Capital Femoral Epiphysis:** May develop. Evaluate children with the onset of a limp or hip/knee pain (5.10)
- **Progression of Preexisting Scoliosis:** May develop (5.11)
- **Pancreatitis:** Consider pancreatitis in patients with persistent severe abdominal pain (5.16)

----- **ADVERSE REACTIONS** -----

Other common somatropin-related adverse reactions include injection site reactions/rashes and lipoatrophy (6.1) and headaches (6.2).

To report SUSPECTED ADVERSE REACTIONS, contact Sandoz Inc. at 1-800-525-8747 or FDA at 1-800-FDA-1088 or www.fda.gov/medwatch.

----- **DRUG INTERACTIONS** -----

- **11 β -Hydroxysteroid Dehydrogenase Type 1:** May require the initiation of glucocorticoid replacement therapy. Patients treated with glucocorticoid replacement for previously diagnosed hypoadrenalism may require an increase in their maintenance doses (7.1, 7.2)
- **Pharmacologic Glucocorticoid Therapy and Supraphysiologic Glucocorticoid Treatment:** Should be carefully adjusted (7.2)
- **Cytochrome P450-Metabolized Drugs:** Monitor carefully if used with somatropin (7.3)
- **Oral Estrogen:** Larger doses of somatropin may be required in women (7.4)
- **Insulin and/or Oral Hypoglycemic Agents:** May require adjustment (7.5)

See 17 for PATIENT COUNSELING INFORMATION and FDA-approved patient labeling.

Revised: 6/2019

FULL PRESCRIBING INFORMATION: CONTENTS***1 INDICATIONS AND USAGE**

- 1.1 Pediatric Patients
- 1.2 Adult Patients

2 DOSAGE AND ADMINISTRATION

- 2.1 Dosing of Pediatric Patients
- 2.2 Dosing of Adult Patients
- 2.3 Preparation and Administration

3 DOSAGE FORMS AND STRENGTHS**4 CONTRAINDICATIONS****5 WARNINGS AND PRECAUTIONS**

- 5.1 Acute Critical Illness
- 5.2 Prader-Willi Syndrome in Children
- 5.3 Neoplasms
- 5.4 Impaired Glucose Tolerance and Diabetes Mellitus
- 5.5 Intracranial Hypertension (IH)
- 5.6 Hypersensitivity
- 5.7 Fluid Retention
- 5.8 Hypoadrenalism
- 5.9 Hypothyroidism
- 5.10 Slipped Capital Femoral Epiphysis in Pediatric Patients
- 5.11 Progression of Preexisting Scoliosis in Pediatric Patients
- 5.12 Confirmation of Childhood Onset Adult GHD
- 5.13 Otitis Media and Cardiovascular Disorders in Turner Syndrome
- 5.14 Lipoatrophy
- 5.15 Laboratory Tests
- 5.16 Pancreatitis
- 5.17 Benzyl Alcohol

6 ADVERSE REACTIONS

- 6.1 Clinical Trials Experience
- 6.2 Post-Marketing Experience

7 DRUG INTERACTIONS

- 7.1 11 β -Hydroxysteroid Dehydrogenase Type 1 (11 β HSD-1)
- 7.2 Pharmacologic Glucocorticoid Therapy and Supraphysiologic Glucocorticoid Treatment
- 7.3 Cytochrome P450-Metabolized Drugs

7.4 Oral Estrogen

7.5 Insulin and/or Oral Hypoglycemic Agents

8 USE IN SPECIFIC POPULATIONS

- 8.1 Pregnancy
- 8.3 Nursing Mothers
- 8.5 Geriatric Use

10 OVERDOSAGE

- Short-Term
- Long-Term

11 DESCRIPTION**12 CLINICAL PHARMACOLOGY**

- 12.1 Mechanism of Action
- 12.2 Pharmacodynamics
- 12.3 Pharmacokinetics

13 NONCLINICAL TOXICOLOGY

- 13.1 Carcinogenesis, Mutagenesis, Impairment of Fertility

14 CLINICAL STUDIES

- 14.1 Pediatric Growth Hormone Deficiency (GHD)
- 14.2 Adult Growth Hormone Deficiency (GHD)
- 14.3 Prader-Willi Syndrome (PWS)
- 14.4 Pediatric Patients Born Small for Gestational Age (SGA) Who Fail to Manifest Catch-up Growth by Age 2
- 14.5 Idiopathic Short Stature (ISS)
- 14.6 Turner Syndrome

16 HOW SUPPLIED/STORAGE AND HANDLING

- Storage
- 16.1 OMNITROPE Cartridge 5 mg/1.5 mL
- 16.2 OMNITROPE Cartridge 10 mg/1.5 mL
- 16.3 OMNITROPE (somatropin) for injection 5.8 mg/vial

17 PATIENT COUNSELING INFORMATION

- OMNITROPE® PEN 5 INSTRUCTIONS FOR USE
- OMNITROPE® PEN 10 INSTRUCTIONS FOR USE
- INSTRUCTIONS FOR OMNITROPE® 5.8 MG/VIAL

* Sections or subsections omitted from the full prescribing information are not listed.

FULL PRESCRIBING INFORMATION**1 INDICATIONS AND USAGE****1.1 Pediatric Patients**

Omnitrope (somatropin) injection is indicated for the treatment of children with growth failure due to inadequate secretion of endogenous growth hormone (GH).

Omnitrope (somatropin) injection is indicated for the treatment of pediatric patients who have growth failure due to Prader-Willi Syndrome (PWS). The diagnosis of PWS should be confirmed by appropriate genetic testing [*see Contraindications (4) and Warnings and Precautions (5.2)*].

Omnitrope (somatropin) injection is indicated for the treatment of growth failure in children born small for gestational age (SGA) who fail to manifest catch-up growth by age 2 years.

Omnitrope (somatropin) injection is indicated for the treatment of growth failure associated with Turner syndrome.

Omnitrope (somatropin) injection is indicated for the treatment of idiopathic short stature (ISS), also called non-growth hormone-deficient short stature, defined by height standard deviation score (SDS) \leq -2.25, and associated with growth rates unlikely to permit attainment of adult height in the normal range, in pediatric patients whose epiphyses are not closed and for whom diagnostic evaluation excludes other causes associated with short stature that should be observed or treated by other means.

1.2 Adult Patients

Omnitrope (somatropin) injection is indicated for the replacement of endogenous GH in adults with growth hormone deficiency (GHD) who meet either of the following two criteria:

- Adult Onset (AO): Patients who have GHD, either alone or associated with multiple hormone deficiencies (hypopituitarism), as a result of pituitary disease, hypothalamic disease, surgery, radiation therapy, or trauma; or
- Childhood Onset (CO): Patients who were GH deficient during childhood as a result of congenital, genetic, acquired, or idiopathic causes.

Patients who were treated with somatropin for growth hormone deficiency in childhood and whose epiphyses are closed should be reevaluated before continuation of somatropin therapy at the reduced dose level recommended for growth hormone deficient adults. Confirmation of the diagnosis of adult growth hormone deficiency in both groups involves an appropriate growth hormone provocative test with two exceptions: (1) patients with multiple other pituitary hormone deficiencies due to organic disease; and (2) patients with congenital/genetic growth hormone deficiency.

2 DOSAGE AND ADMINISTRATION

The weekly dose should be divided over 6 or 7 days of **subcutaneous** injections.

Therapy with Omnitrope should be supervised by a physician who is experienced in the diagnosis and management of pediatric patients with short stature associated with GHD, Prader-Willi Syndrome (PWS), Turner syndrome (TS), those who were born small for gestational age (SGA), Idiopathic Short Stature (ISS) and adult patients with either childhood onset or adult onset GHD.

2.1 Dosing of Pediatric Patients

General Pediatric Dosing Information

The Omnitrope dosage and administration schedule should be individualized based on the growth response of each patient.

Response to somatropin therapy in pediatric patients tends to decrease with time. However, in pediatric patients, the failure to increase growth rate, particularly during the first year of therapy, indicates the need for close assessment of compliance and evaluation for other causes of growth failure, such as hypothyroidism, undernutrition, advanced bone age and antibodies to recombinant human GH (rhGH).

Treatment with Omnitrope for short stature should be discontinued when the epiphyses are fused.

Pediatric Growth Hormone Deficiency (GHD)

Generally, a dosage of 0.16 to 0.24 mg/kg body weight /week is recommended. The weekly dose should be divided over 6 or 7 days of subcutaneous injections.

Prader-Willi Syndrome (PWS)

Generally, a dosage of 0.24 mg/kg body weight/week is recommended. The weekly dose should be divided over 6 or 7 days of subcutaneous injections.

Small for Gestational Age (SGA)

Generally, a dosage of up to 0.48 mg/kg body weight/week is recommended. The weekly dose should be divided over 6 or 7 days of subcutaneous injections.

Turner Syndrome (TS)

Generally, a dose of 0.33 mg/kg body weight/week is recommended. The weekly dose should be divided over 6 or 7 days of subcutaneous injections.

Idiopathic Short Stature (ISS)

Generally, a dose up to 0.47 mg/kg of body weight/week is recommended. The weekly dose should be divided over 6 or 7 days of subcutaneous injections.

2.2 Dosing of Adult Patients

Adult Growth Hormone Deficiency (GHD)

Based on the weight-based dosing utilized in clinical studies with another somatropin product, the recommended dosage at the start of therapy is not more than 0.04 mg/kg/week given as a daily subcutaneous injection. The dose may be increased at 4- to 8-week intervals according to individual patient requirements to not more than 0.08 mg/kg/week. Clinical response, side effects, and determination of age- and gender-adjusted serum IGF-I levels may be used as guidance in dose titration.

Alternatively, taking into account recent literature, a starting dose of approximately 0.2 mg/day (range, 0.15-0.30 mg/day) may be used without consideration of body weight. This dose can be increased gradually every 1-2 months by increments of approximately 0.1 to 0.2 mg/day, according to individual patient requirements based on the clinical response and serum IGF-I concentrations. During therapy, the dose should be decreased if required by the occurrence of adverse events and/or serum IGF-I levels above the age- and gender-specific normal range. Maintenance dosages vary considerably from person to person.

A lower starting dose and smaller dose increments should be considered for older patients, who are more prone to the adverse effects of somatropin than younger individuals. In addition, obese individuals are more likely to manifest adverse effects when treated with a weight-based regimen. In order to reach the defined treatment goal, estrogen-replete women may need higher doses than men. Oral estrogen administration may increase the dose requirements in women.

2.3 Preparation and Administration

Omnitrope Cartridge 5 mg/1.5 mL and Cartridge 10 mg/1.5 mL

Each cartridge of Omnitrope must be inserted into its corresponding Omnitrope Pen 5 or Omnitrope Pen 10 delivery system. Instructions for delivering the dosage are provided in the Omnitrope INSTRUCTIONS FOR USE booklet enclosed with the Omnitrope drug and the Omnitrope Pens.

Omnitrope for injection 5.8 mg/vial

Instructions for delivering the dosage are provided in the INSTRUCTIONS FOR USE leaflets enclosed with the Omnitrope drug.

Once the diluent is added to the lyophilized powder, swirl gently; **do not shake**. Shaking may cause denaturation of the active ingredient.

Parenteral drug products should always be inspected visually for particulate matter and discoloration prior to administration, whenever solution and container permit. Omnitrope **MUST NOT BE INJECTED** if the solution is cloudy or contains particulate matter. Use it only if it is clear and colorless. Omnitrope must be refrigerated at 2° to 8°C (36° to 46°F).

Patients and caregivers who will administer Omnitrope in medically unsupervised situations should receive appropriate training and instruction on the proper use of Omnitrope from the physician or other suitably qualified health professional.

The dosage of Omnitrope must be adjusted for the individual patient. The dose should be given daily by **subcutaneous** injections (administered preferably in the evening). Omnitrope may be given in the thigh, buttocks, or abdomen.

Injection sites should always be rotated to avoid lipoatrophy.

3 DOSAGE FORMS AND STRENGTHS

Omnitrope Cartridges and vials (for injection) are available:

- 5 mg/1.5 mL Cartridge is a prefilled sterile somatropin solution containing benzyl alcohol in a glass cartridge ready to be administered with the Omnitrope Pen 5.
- 10 mg/1.5 mL Cartridge is a prefilled sterile somatropin solution in a glass cartridge ready to be administered with the Omnitrope Pen 10.
- 5.8 mg/vial is supplied with two vials, one containing somatropin as a powder and the other vial containing diluent (Bacteriostatic Water for Injection containing benzyl alcohol as a preservative).

4 CONTRAINDICATIONS

• Acute Critical Illness

Treatment with pharmacologic amounts of somatropin is contraindicated in patients with acute critical illness due to complications following open heart surgery, abdominal surgery or multiple accidental trauma, or those with acute respiratory failure [*see Warnings and Precautions (5.1)*].

• Prader-Willi Syndrome in Children

Somatropin is contraindicated in patients with Prader-Willi Syndrome who are severely obese, have a history of upper airway obstruction or sleep apnea, or have severe respiratory impairment. There have been reports of sudden death when somatropin was used in such patients [*see Warnings and Precautions (5.2)*].

• Active Malignancy

In general, somatropin is contraindicated in the presence of active malignancy. Any preexisting malignancy should be inactive and its treatment complete prior to instituting therapy with somatropin. Somatropin should be discontinued if there is evidence of recurrent activity. Since GHD may be an early sign of the presence of a pituitary tumor (or, rarely, other brain tumors), the presence of such tumors should be ruled out prior to initiation of treatment. Somatropin should not be used in patients with any evidence of progression or recurrence of an underlying intracranial tumor [*see Warnings and Precautions (5.3)*].

• Hypersensitivity

Omnitrope is contraindicated in patients with a known hypersensitivity to somatropin or any of its excipients. Systemic hypersensitivity reactions have been reported with postmarketing use of somatropin products [*see Warnings and Precautions (5.6)*].

• Diabetic Retinopathy

Somatropin is contraindicated in patients with active proliferative or severe non-proliferative diabetic retinopathy.

• Closed Epiphyses

Somatropin should not be used for growth promotion in pediatric patients with closed epiphyses.

5 WARNINGS AND PRECAUTIONS

5.1 Acute Critical Illness

Increased mortality in patients with acute critical illness due to complications following open heart surgery, abdominal surgery or multiple accidental trauma, or those with acute respiratory failure has been reported after treatment with pharmacologic amounts of somatropin [*see Contraindications (4)*]. Two placebo-controlled clinical trials in non-growth hormone deficient adult patients (n=522) with these conditions in intensive care units revealed a significant increase in mortality (42% vs. 19%) among somatropin-treated patients (doses 5.3-8 mg/day) compared to those receiving placebo. The safety of continuing somatropin treatment in patients receiving replacement doses for approved indications who concurrently develop these illnesses has not been established. Therefore, the potential benefit of treatment continuation with somatropin in patients experiencing acute critical illnesses should be weighed against the potential risk.

5.2 Prader-Willi Syndrome in Children

There have been reports of fatalities after initiating therapy with somatropin in pediatric patients with Prader-Willi Syndrome who had one or more of the following risk factors: severe obesity, history of upper airway obstruction or sleep apnea, or unidentified respiratory infection. Male patients with one or more of these factors may be at greater risk than females. Patients with Prader-Willi Syndrome should be evaluated for signs of upper airway obstruction (including onset of or increased snoring) and sleep apnea before initiation of treatment with somatropin. If, during treatment with somatropin, patients show signs of upper airway obstruction (including onset of or increased snoring) and/or new onset sleep apnea, treatment should be interrupted. All patients with Prader-Willi Syndrome treated with somatropin should also have effective weight control and be monitored for signs of respiratory infection, which should be diagnosed as early as possible and treated aggressively [see *Contraindications (4)*].

5.3 Neoplasms

In childhood cancer survivors who were treated with radiation to the brain/head for their first neoplasm and who developed subsequent GHD and were treated with somatropin, an increased risk of a second neoplasm has been reported. Intracranial tumors, in particular meningiomas, were the most common of these second neoplasms. In adults, it is unknown whether there is any relationship between somatropin replacement therapy and CNS tumor recurrence [see *Contraindications (4)*]. Monitor all patients with a history of GHD secondary to an intracranial neoplasm routinely while on somatropin therapy for progression or recurrence of the tumor [see *Contraindications (4)*].

Because children with certain rare genetic causes of short stature have an increased risk of developing malignancies, practitioners should thoroughly consider the risks and benefits of starting somatropin in these patients. If treatment with somatropin is initiated, these patients should be carefully monitored for development of neoplasms.

Monitor patients on somatropin therapy carefully for increased growth, or potential malignant changes, of preexisting nevi.

5.4 Impaired Glucose Tolerance and Diabetes Mellitus

Treatment with somatropin may decrease insulin sensitivity, particularly at higher doses in susceptible patients. As a result, previously undiagnosed impaired glucose tolerance and overt diabetes mellitus may be unmasked, and new onset type 2 diabetes mellitus has been reported in patients taking somatropin. Therefore, glucose levels should be monitored periodically in all patients treated with somatropin, especially in those with risk factors for diabetes mellitus, such as obesity, Turner Syndrome, or a family history of diabetes mellitus. Patients with preexisting type 1 or type 2 diabetes mellitus or impaired glucose tolerance should be monitored closely during somatropin therapy. The doses of antihyperglycemic drugs (i.e., insulin or oral agents) may require adjustment when somatropin therapy is instituted in these patients. [See *Drug Interactions (7.5)*]

5.5 Intracranial Hypertension (IH)

Intracranial hypertension (IH) with papilledema, visual changes, headache, nausea, and/or vomiting has been reported in a small number of patients treated with somatropin products. Symptoms usually occurred within the first eight (8) weeks after the initiation of somatropin therapy. In all reported cases, IH-associated signs and symptoms rapidly resolved after cessation of therapy or a reduction of the somatropin dose.

Funduscopy examination should be performed routinely before initiating treatment with somatropin to exclude preexisting papilledema, and periodically during the course of somatropin therapy. If papilledema is observed by funduscopy during somatropin treatment, treatment should be stopped. If somatropin-induced IH is diagnosed, treatment with somatropin can be restarted at a lower dose after IH-associated signs and symptoms have resolved. Patients with Turner syndrome and Prader-Willi Syndrome may be at increased risk for the development of IH.

5.6 Hypersensitivity

Serious systemic hypersensitivity reactions including anaphylactic reactions and angioedema have been reported with postmarketing use of somatropin products. Patients and caregivers should be informed that such reactions are possible and that prompt medical attention should be sought if an allergic reaction occurs [see *Contraindications (4)*].

5.7 Fluid Retention

Fluid retention during somatropin replacement therapy in adults may frequently occur. Clinical manifestations of fluid retention (e.g. edema, arthralgia, myalgia, nerve compression syndromes including carpal tunnel syndrome/paraesthesias) are usually transient and dose dependent.

5.8 Hypoadrenalism

Patients receiving somatropin therapy who have or are at risk for pituitary hormone deficiency(s) may be at risk for reduced serum cortisol levels and/or unmasking of central (secondary) hypoadrenalism. In addition, patients treated with glucocorticoid replacement for previously diagnosed hypoadrenalism may require an increase in their maintenance or stress doses following initiation of somatropin treatment [see *Section 7.1, 11- β Hydroxysteroid Dehydrogenase Type 1*].

5.9 Hypothyroidism

Undiagnosed/untreated hypothyroidism may prevent an optimal response to somatropin, in particular, the growth response in children. Patients with Turner syndrome have an inherently increased risk of developing autoimmune thyroid disease and primary hypothyroidism and should have their thyroid function checked prior to initiation of somatropin therapy. In patients with GHD, central (secondary) hypothyroidism may first become evident or worsen during somatropin treatment. Therefore, patients treated with somatropin should have periodic thyroid function tests and thyroid hormone replacement therapy should be initiated or appropriately adjusted when indicated.

5.10 Slipped Capital Femoral Epiphysis in Pediatric Patients

Slipped capital femoral epiphysis may occur more frequently in patients with endocrine disorders (including GHD and Turner syndrome) or in patients undergoing rapid growth. Any pediatric patient with the onset of a limp or complaints of hip or knee pain during somatropin therapy should be carefully evaluated.

5.11 Progression of Preexisting Scoliosis in Pediatric Patients

Progression of scoliosis can occur in patients who experience rapid growth. Because somatropin increases growth rate, patients with a history of scoliosis who are treated with somatropin should be monitored for progression of scoliosis. However, somatropin has not been shown to increase the occurrence of scoliosis. Skeletal abnormalities including scoliosis are commonly seen in untreated Turner syndrome patients. Scoliosis is also commonly seen in untreated patients with Prader-Willi Syndrome. Physicians should be alert to these abnormalities, which may manifest during somatropin therapy.

5.12 Confirmation of Childhood Onset Adult GHD

Patients with epiphyseal closure who were treated with somatropin replacement therapy in childhood should be reevaluated according to the criteria in *Indications and Usage (1.2)* before continuation of somatropin therapy at the reduced dose level recommended for GH deficient adults.

5.13 Otitis Media and Cardiovascular Disorders in Turner Syndrome

Patients with Turner syndrome should be evaluated carefully for otitis media and other ear disorders since these patients have an increased risk of ear and hearing disorders. Somatropin treatment may increase the occurrence of otitis media in patients with Turner syndrome. In addition, patients with Turner syndrome should be monitored closely for cardiovascular disorders (e.g., stroke, aortic aneurysm/dissection, hypertension) as these patients are also at risk for these conditions.

5.14 Lipoatrophy

When somatropin is administered subcutaneously at the same site over a long period of time, tissue atrophy may result. This can be avoided by rotating the injection site [*see Dosage and Administration (2.3)*].

5.15 Laboratory Tests

Serum levels of inorganic phosphorus, alkaline phosphatase, parathyroid hormone (PTH) and IGF-I may increase after somatropin therapy.

5.16 Pancreatitis

Cases of pancreatitis have been reported rarely in children and adults receiving somatropin treatment, with some evidence supporting a greater risk in children compared with adults. Published literature indicates that girls who have Turner syndrome may be at greater risk than other somatropin-treated children. Pancreatitis should be considered in any somatropin treated patient, especially a child, who develops persistent severe abdominal pain.

5.17 Benzyl Alcohol

Benzyl alcohol, a component of Omnitrope Cartridge 5 mg/1.5 mL and the diluent for Omnitrope for injection 5.8 mg/vial, has been associated with serious adverse events and death, particularly in pediatric patients. The “gaspings syndrome,” (characterized by central nervous system depression, metabolic acidosis, gasping respirations, and high levels of benzyl alcohol and its metabolites found in the blood and urine) has been associated with benzyl alcohol dosages >99 mg/kg/day in neonates and low-birth weight neonates. Additional symptoms may include gradual neurological deterioration, seizures, intracranial hemorrhage, hematologic abnormalities, skin breakdown, hepatic and renal failure, hypotension, bradycardia, and cardiovascular collapse. Practitioners administering this and other medications containing benzyl alcohol should consider the combined daily metabolic load of benzyl alcohol from all sources.

6 ADVERSE REACTIONS

The following important adverse reactions are also described elsewhere in labeling:

- Increased mortality in patients with acute critical illness [*see Warnings and Precautions (5.1)*]
- Fatalities in children with Prader-Willi Syndrome [*see Warnings and Precautions (5.2)*]
- Neoplasms [*see Warnings and Precautions (5.3)*]
- ^aGlucose intolerance and diabetes mellitus [*Warnings and Precautions (5.4)*]
- Intracranial hypertension [*see Warnings and Precautions (5.5)*]
- Severe hypersensitivity [*see Warnings and Precautions (5.6)*]
- Fluid retention [*see Warnings and Precautions (5.7)*]
- Hypoadrenalism [*see Warnings and Precautions (5.8)*]
- Hypothyroidism [*see Warnings and Precautions (5.9)*]
- Slipped capital femoral epiphysis in pediatric patients [*see Warnings and Precautions (5.10)*]
- Progression of preexisting scoliosis in pediatric patients [*see Warnings and Precautions (5.11)*]
- Otitis media and cardiovascular disorders in patients with Turner syndrome [*see Warnings and Precautions (5.13)*]
- Lipoatrophy [*see Warnings and Precautions (5.14)*]
- Pancreatitis [*see Warnings and Precautions (5.16)*]
- Benzyl Alcohol [*see Warnings and Precautions (5.17)*]

6.1 Clinical Trials Experience

Because clinical trials are conducted under varying conditions, adverse reaction rates observed during the clinical trials performed with one somatropin formulation cannot always be directly compared to the rates observed during the clinical trials performed with a second somatropin formulation, and may not reflect the adverse reaction rates observed in practice.

Clinical Trials in Pediatric GHD Patients

The following events were observed during clinical studies with Omnitrope Cartridge conducted in children with GHD:

Table 1. Incidence of Adverse Reactions Reported in ≥ 5% Pediatric Patients with GHD During Treatment with Omnitrope Cartridge (N=86)

Adverse Event	n (%)
Elevated HbA1c	12 (14%)
Eosinophilia	10 (12%)
Hematoma	8 (9%)

N=number of patients receiving treatment

n=number of patients who reported the event during study period

%=percentage of patients who reported the event during study period

The following events were observed during clinical studies with Omnitrope for injection conducted in children with GHD:

Table 2. Incidence of Adverse Reactions Reported in ≥ 5% Pediatric Patients with GHD During Treatment with Omnitrope for Injection (N=44)

Adverse Event	n (%)
Hypothyroidism	7 (16%)
Eosinophilia	5 (11%)
Elevated HbA1c	4 (9%)
Hematoma	4 (9%)
Headache	3 (7%)
Hypertriglyceridemia	2 (5%)
Leg Pain	2 (5%)

N=number of patients receiving treatment

n=number of patients who reported the event during study period

%=percentage of patients who reported the event during study period

Clinical Trials in PWS

In two clinical studies in pediatric patients with Prader-Willi Syndrome carried out with another somatotropin product, the following drug-related events were reported: edema, aggressiveness, arthralgia, benign intracranial hypertension, hair loss, headache, and myalgia.

Clinical Trials in Children with SGA

In clinical studies of 273 pediatric patients born small for gestational age treated with another somatotropin product, the following clinically significant events were reported: mild transient hyperglycemia, one patient with benign intracranial hypertension, two patients with central precocious puberty, two patients with jaw prominence, and several patients with aggravation of preexisting scoliosis, injection site reactions, and self-limited progression of pigmented nevi.

Clinical Trials in Children with Idiopathic Short Stature

In two open-label clinical studies conducted with another somatotropin product in pediatric patients with ISS, the most commonly encountered adverse events were upper respiratory tract infections, influenza, tonsillitis, nasopharyngitis, gastroenteritis, headaches, increased appetite, pyrexia, fracture, altered mood, and arthralgia. In one of the two studies during treatment with this other somatotropin product, the mean IGF-1 standard deviation (SD) scores were maintained in the normal range. IGF-1 SD scores above +2 SD were observed as follows: 1 subject (3%), 10 subjects (30%) and 16 subjects (38%) in the untreated control, 0.23 and the 0.47 mg/kg/week groups respectively, had at least one measurement; while 0 subjects (0%), 2 subjects (7%) and 6 subjects (14%) had two or more consecutive IGF-1 measurements above +2 SD.

Clinical Trials in Children with Turner Syndrome

In two clinical studies with another somatotropin product in pediatric patients with Turner syndrome, the most frequently reported adverse events were respiratory illnesses (influenza, tonsillitis, otitis, sinusitis), joint pain, and urinary tract infection. The only treatment-related adverse event that occurred in more than 1 patient was joint pain.

Clinical Trials in Adults with GHD

In clinical trials with another somatotropin product in 1,145 GHD adults, the majority of the adverse events consisted of mild to moderate symptoms of fluid retention, including peripheral swelling, arthralgia, pain and stiffness of the extremities, peripheral edema, myalgia, paresthesia, and hypoesthesia. These events were reported early during therapy, and tended to be transient and/or responsive to dosage reduction.

Table 3 displays the adverse events reported by 5% or more of adult GHD patients in clinical trials after various durations of treatment with another somatotropin product. Also presented are the corresponding incidence rates of these adverse events in placebo patients during the 6-month double-blind portion of the clinical trials.

Table 3. Adverse Events Reported by ≥ 5% of 1,145 Adult GHD Patients During Clinical Trials of Another Somatotropin Product and Placebo, Grouped by Duration of Treatment

Adverse Event	Double Blind Phase		Open Label Phase Another Somatropin Product		
	Placebo 0–6 mo. (n = 572) % Patients	Another Somatropin Product 0–6 mo. (n = 573) % Patients	6–12 mo. (n = 504) % Patients	12–18 mo. (n = 63) % Patients	18–24 mo. (n = 60) % Patients
Swelling, peripheral	5.1	17.5*	5.6	0	1.7
Arthralgia	4.2	17.3*	6.9	6.3	3.3
Upper respiratory infection	14.5	15.5	13.1	15.9	13.3
Pain, extremities	5.9	14.7*	6.7	1.6	3.3
Edema, peripheral	2.6	10.8*	3.0	0	0
Paresthesia	1.9	9.6*	2.2	3.2	0
Headache	7.7	9.9	6.2	0	0
Stiffness of extremities	1.6	7.9*	2.4	1.6	0
Fatigue	3.8	5.8	4.6	6.3	1.7
Myalgia	1.6	4.9*	2.0	4.8	6.7
Back pain	4.4	2.8	3.4	4.8	5.0

n=number of patients receiving treatment during the indicated period

%=percentage of patients who reported the event during the indicated period

* Increased significantly when compared to placebo, $P \leq .025$: Fisher's Exact Test (one-sided)

Post-Trial Extension Studies in Adults

In expanded post-trial extension studies, diabetes mellitus developed in 12 of 3,031 patients (0.4%) during treatment with another somatropin product. All 12 patients had predisposing factors, e.g., elevated glycated hemoglobin levels and/or marked obesity, prior to receiving this other somatropin product. Of the 3,031 patients receiving this other somatropin product, 61 (2%) developed symptoms of carpal tunnel syndrome, which lessened after dosage reduction or treatment interruption (52) or surgery (9). Other adverse events that have been reported include generalized edema and hypoesthesia.

As with all therapeutic proteins, there is potential for immunogenicity. The detection of antibody formation is highly dependent on the sensitivity and specificity of the assay. Additionally, the observed incidence of antibody (including neutralizing antibody) positivity in an assay may be influenced by several factors including assay methodology, sample handling, timing of sample collection, concomitant medications, and underlying disease. For these reasons, comparison of the incidence of antibodies to Omnitrope with the incidence of antibodies to other products may be misleading. In the case of growth hormone, antibodies with binding capacities lower than 2 mg/mL have not been associated with growth attenuation. In a very small number of patients treated with somatropin, when binding capacity was greater than 2 mg/mL, interference with the growth response was observed.

6.2 Post-Marketing Experience

Because these adverse events are reported voluntarily from a population of uncertain size, it is not always possible to reliably estimate their frequency or establish a causal relationship to drug exposure. The adverse events reported during post-marketing surveillance do not differ from those listed/discussed above in Sections 6.1 and 6.2 in children and adults.

Serious systemic hypersensitivity reactions including anaphylactic reactions and angioedema have been reported with postmarketing use of somatropin products [see *Warnings and Precautions (5.6)*].

Leukemia has been reported in a small number of GH deficient children treated with somatropin, somatrem (methionylated rhGH) and GH of pituitary origin. It is uncertain whether these cases of leukemia are related to GH therapy, the pathology of GHD itself, or other associated treatments such as radiation therapy. On the basis of current evidence, experts have not been able to conclude that GH therapy per se was responsible for these cases of leukemia. The risk for children with GHD, if any, remains to be established [see *Contraindications (4)* and *Warnings and Precautions (5.3)*].

The following additional adverse reactions have been observed during the use of somatropin: headaches (children and adults), gynecomastia (children), and pancreatitis (children and adults) [see *Warnings and Precautions (5.16)*].

New-onset type 2 diabetes mellitus has been reported.

7 DRUG INTERACTIONS

7.1 11 β -Hydroxysteroid Dehydrogenase Type 1 (11 β HSD-1)

The microsomal enzyme 11 β -hydroxysteroid dehydrogenase type 1 (11 β HSD-1) is required for conversion of cortisone to its active metabolite, cortisol, in hepatic and adipose tissue. GH and somatropin inhibit 11 β HSD-1. Consequently, individuals with untreated GH deficiency have relative increases in 11 β HSD-1 and serum cortisol. Introduction of somatropin treatment may result in inhibition of 11 β HSD-1 and reduced serum cortisol concentrations. As a consequence, previously undiagnosed central (secondary) hypoadrenalism may be unmasked and glucocorticoid replacement may be required in patients treated with somatropin. In addition, patients treated with glucocorticoid replacement for previously diagnosed hypoadrenalism may require an increase in their maintenance or stress doses following initiation of somatropin treatment; this may be especially true for patients treated with cortisone acetate and prednisone since conversion of these drugs to their biologically active metabolites is dependent on the activity of 11 β HSD-1 [see *Warnings and Precautions (5.8)*].

7.2 Pharmacologic Glucocorticoid Therapy and Supraphysiologic Glucocorticoid Treatment

Pharmacologic glucocorticoid therapy and supraphysiologic glucocorticoid treatment may attenuate the growth promoting effects of somatropin in children. Therefore, glucocorticoid replacement dosing should be carefully adjusted in children receiving concomitant somatropin and glucocorticoid treatments to avoid both hypoadrenalism and an inhibitory effect on growth.

7.3 Cytochrome P450-Metabolized Drugs

Limited published data indicate that somatropin treatment increases cytochrome P450 (CYP450)-mediated antipyrine clearance in man. These data suggest that somatropin administration may alter the clearance of compounds known to be metabolized by CYP450 liver enzymes (e.g., corticosteroids, sex steroids, anticonvulsants, cyclosporine). Careful monitoring is advisable when somatropin is administered in combination with other drugs known to be metabolized by CYP450 liver enzymes. However, formal drug interaction studies have not been conducted.

7.4 Oral Estrogen

In adult women on oral estrogen replacement, a larger dose of somatropin may be required to achieve the defined treatment goal [see *Dosage and Administration (2.2)*].

7.5 Insulin and/or Oral Hypoglycemic Agents

In patients with diabetes mellitus requiring drug therapy, the dose of insulin and/or oral agent may require adjustment when somatropin therapy is initiated [see *Warnings and Precautions (5.4)*].

8 USE IN SPECIFIC POPULATIONS

8.1 Pregnancy

Pregnancy Category B

Animal reproduction studies have not been conducted with Omnitrope. It is not known whether Omnitrope can cause fetal harm when administered to a pregnant woman or can affect reproductive capacity.

Reproduction studies carried out with another somatropin product at doses of 0.3, 1, and 3.3 mg/kg/day administered subcutaneously in the rat and 0.08, 0.3, and 1.3 mg/kg/day administered intramuscularly in the rabbit (highest doses approximately 24 times and 19 times the recommended human therapeutic levels, respectively, based on body surface area) resulted in decreased maternal body weight gains but were not teratogenic. In rats receiving subcutaneous doses during gametogenesis and up to 7 days of pregnancy, 3.3 mg/kg/day (approximately 24 times human dose) produced anestrus or extended estrus cycles in females and fewer and less motile sperm in males. When given to pregnant female rats (days 1 to 7 of gestation) at 3.3 mg/kg/day a very slight increase in fetal deaths was observed. At 1 mg/kg/day (approximately seven times human dose) rats showed slightly extended estrus cycles, whereas at 0.3 mg/kg/day no effects were noted.

In perinatal and postnatal studies in rats, doses of 0.3, 1, and 3.3 mg/kg/day of this other somatropin product produced growth-promoting effects in the dams but not in the fetuses. Young rats at the highest dose showed increased weight gain during suckling but the effect was not apparent by 10 weeks of age. No adverse effects were observed on gestation, morphogenesis, parturition, lactation, postnatal development, or reproductive capacity of the offspring due to this other somatropin product. There are, however, no adequate and well-controlled studies in pregnant women. Because animal reproduction studies are not always predictive of human response, this drug should be used during pregnancy only if clearly needed.

8.3 Nursing Mothers

It is not known whether Omnitrope is excreted in human milk. Because many drugs are excreted in human milk, caution should be exercised when Omnitrope is administered to a nursing woman.

8.5 Geriatric Use

The safety and effectiveness of Omnitrope in patients aged 65 and over have not been evaluated in clinical studies. Elderly patients may be more sensitive to the action of somatropin, and therefore may be more prone to develop adverse reactions. A lower starting dose and smaller dose increments should be considered for older patients [see *Dosage and Administration (2.2)*].

10 OVERDOSAGE

Short-Term

Short-term overdosage could lead initially to hypoglycemia and subsequently to hyperglycemia. Furthermore, overdose with somatropin is likely to cause fluid retention.

Long-Term

Long-term overdosage could result in signs and symptoms of gigantism and/or acromegaly consistent with the known effects of excess growth hormone [see *Dosage and Administration (2)*].

11 DESCRIPTION

Omnitrope (somatropin) is a polypeptide hormone of recombinant DNA origin. It has 191 amino acid residues and a molecular weight of 22,125 daltons. The amino acid sequence of the product is identical to that of human growth hormone of pituitary origin (somatropin). Omnitrope is synthesized in a strain of *Escherichia coli* that has been modified by the addition of the gene for human growth hormone. Omnitrope Cartridge is a

clear, colorless, sterile solution for subcutaneous injection. Omnitrope for Injection is a lyophilized powder that is reconstituted for subcutaneous injection.

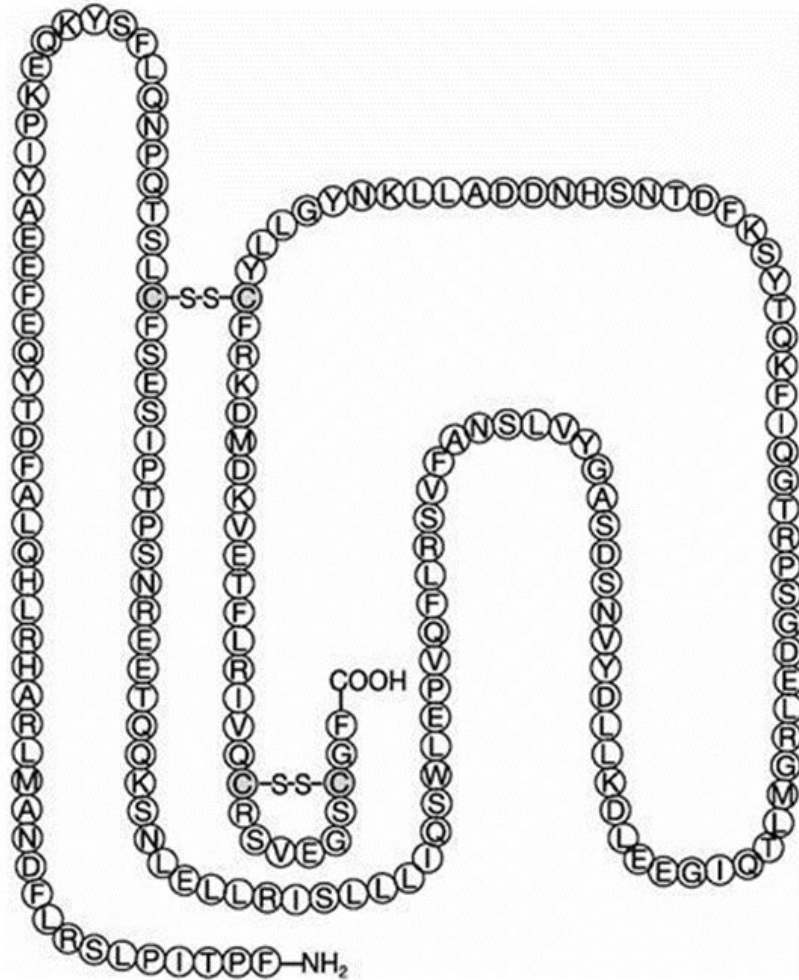


Figure 1. Schematic amino acid sequence of human growth hormone including the disulfide bonds

Each Omnitrope Cartridge or vial contains the following (see [Table 4](#)):

Table 4. Contents of Omnitrope Cartridges and Vial

Product	Cartridge 5 mg/ 1.5 mL	Cartridge 10 mg/ 1.5 mL	For Injection 5.8 mg/ vial
Component			
Somatropin	5 mg	10 mg	5.8 mg
Disodium hydrogen phosphate heptahydrate	1.15 mg	1.34 mg	1.88 mg
Sodium dihydrogen phosphate dihydrate	1.67 mg	1.56 mg	0.68 mg
Poloxamer 188	3.0 mg	3.0 mg	-
Mannitol	52.5 mg	-	-
Glycine	-	27.75 mg	27.6 mg
Benzyl alcohol	13.5 mg	-	-
Phenol	-	4.50 mg	-
Water for Injection	to make 1.5 mL	to make 1.5 mL	-
Diluent (vials only)			Bacteriostatic Water for Injection

Water for injection			to make 1.14 mL
Benzyl alcohol			17 mg

12 CLINICAL PHARMACOLOGY

12.1 Mechanism of Action

Somatropin (as well as endogenous GH) binds to a dimeric GH receptor in the cell membrane of target cells resulting in intracellular signal transduction and a host of pharmacodynamic effects. Some of these pharmacodynamic effects are primarily mediated by IGF-1 produced in the liver and also locally (e.g., skeletal growth, protein synthesis), while others are primarily a consequence of the direct effects of somatropin (e.g., lipolysis) [see *Pharmacodynamics (12.2)*].

12.2 Pharmacodynamics

Tissue Growth

The primary and most intensively studied action of somatropin is the stimulation of linear growth. This effect is demonstrated in children with GHD and children who have PWS, were born SGA, have TS or have ISS.

Skeletal Growth

The measurable increase in bone length after administration of somatropin results from its effect on the cartilaginous growth areas of long bones. Studies *in vitro* have shown that the incorporation of sulfate into proteoglycans is not due to a direct effect of somatropin, but rather is mediated by the somatomedins or insulin-like growth factors (IGFs). The somatomedins, among them IGF-1, are polypeptide hormones which are synthesized in the liver, kidney, and various other tissues. IGF-1 levels are low in the serum of hypopituitary dwarfs and hypophysectomized humans or animals, and increase after treatment with somatropin.

Cell Growth

It has been shown that the total number of skeletal muscle cells is markedly decreased in children with short stature lacking endogenous GH compared with normal children, and that treatment with somatropin results in an increase in both the number and size of muscle cells.

Organ Growth

Somatropin influences the size of internal organs, and it also increases red cell mass.

Protein Metabolism

Linear growth is facilitated in part by increased cellular protein synthesis. This synthesis and growth are reflected by nitrogen retention which can be quantitated by observing the decline in urinary nitrogen excretion and blood urea nitrogen following the initiation of somatropin therapy.

Carbohydrate Metabolism

Hypopituitary children sometimes experience fasting hypoglycemia that may be improved by treatment with somatropin. In healthy subjects, large doses of somatropin may impair glucose tolerance. Although the precise mechanism of the diabetogenic effect of somatropin is not known, it is attributed to blocking the action of insulin rather than blocking insulin secretion. Insulin levels in serum actually increase as somatropin levels increase. Administration of human growth hormone to normal adults and patients with growth hormone deficiency results in increases in mean serum fasting and postprandial insulin levels, although mean values remain in the normal range. In addition, mean fasting and postprandial glucose and hemoglobin A_{1C} levels remain in the normal range.

Lipid Metabolism

Somatropin stimulates intracellular lipolysis, and administration of somatropin leads to an increase in plasma free fatty acids and triglycerides. Untreated GHD is associated with increased body fat stores, including increased abdominal visceral and subcutaneous adipose tissue. Treatment of growth hormone deficient patients with somatropin results in a general reduction of fat stores, and decreased serum levels of low density lipoprotein (LDL) cholesterol.

Mineral Metabolism

Administration of somatropin results in an increase in total body potassium and phosphorus and to a lesser extent sodium. This retention is thought to be the result of cell growth. Serum levels of phosphate increase in children with GHD after somatropin therapy due to metabolic activity associated with bone growth. Serum calcium levels are not altered. Although calcium excretion in the urine is increased, there is a simultaneous increase in calcium absorption from the intestine. Negative calcium balance, however, may occasionally occur during somatropin treatment.

Connective Tissue Metabolism

Somatropin stimulates the synthesis of chondroitin sulfate and collagen, and increases the urinary excretion of hydroxyproline.

12.3 Pharmacokinetics

There are no pharmacokinetic studies using Omnitrope Cartridges in patients with growth hormone deficiency.

Absorption

Following a subcutaneous injection of single dose of 5 mg Omnitrope 5 mg/1.5 mL Cartridge or 5 mg Omnitrope 10 mg/1.5 mL Cartridge in healthy male and female adults, the peak concentration (C_{max}) was 72-74 mcg/L. The time to reach C_{max} (t_{max}) for Omnitrope was 4.0 hours.

The aqueous formulations of 5 mg/1.5 mL Omnitrope cartridge and 10 mg/mL Omnitrope cartridge are bioequivalent to the lyophilized 5.8 mg/vial Omnitrope formulation.

Metabolism

Somatropin is metabolized in both the liver and kidneys by proteolytic degradation. In renal cells, at least a portion of the breakdown products are returned to the systemic circulation.

Excretion

The mean terminal half-life of somatropin after subcutaneous administration of Omnitrope Cartridge in healthy adults is 2.5-2.8 hours. The mean clearance of subcutaneously administered Omnitrope Cartridge in healthy adults was about 0.14 L/hr·kg.

Specific Populations

Pediatric: No pharmacokinetic studies of Omnitrope have been conducted in pediatric patients.

Gender: The effect of gender on pharmacokinetics of Omnitrope has not been evaluated in pediatric patients.

Race: No studies have been conducted with Omnitrope to assess pharmacokinetic differences among races.

Renal or hepatic impairment: No pharmacokinetic studies have been conducted with Omnitrope in patients with renal or hepatic impairment.

13 NONCLINICAL TOXICOLOGY

13.1 Carcinogenesis, Mutagenesis, Impairment of Fertility

Carcinogenicity, mutagenicity, and fertility studies have not been conducted with Omnitrope *See Use In Specific Populations (8.1)* for effect on fertility.

14 CLINICAL STUDIES

14.1 Pediatric Growth Hormone Deficiency (GHD)

The efficacy and safety of Omnitrope were compared with another somatropin product approved for growth hormone deficiency (GHD) in pediatric patients. In sequential clinical trials involving a total of 89 GHD children, 44 patients received Omnitrope for Injection (lyophilized powder) 5.8 mg/vial and 45 patients received the comparator somatropin product for 9 months. After 9 months of treatment patients who had received the comparator somatropin product were switched to Omnitrope Cartridge (liquid) 5 mg/1.5 mL. After 15 months of treatment, all patients were switched to Omnitrope Cartridge to collect long-term efficacy and safety data.

In both groups, somatropin was administered as a daily subcutaneous injection at a dose of 0.03 mg/kg. Similar effects on growth were observed between Omnitrope for Injection and the comparator somatropin product during the initial 9 months of treatment.

The efficacy results after 9 months of treatment (Omnitrope for Injection vs. the comparator somatropin product) and after 15 months (Omnitrope Cartridge) are summarized in Table 5.

Table 5. Baseline Growth Characteristics and Effect of Omnitrope after 9 and 15 Months of Treatment

Treatment Duration	Treatment Group	Treatment Group
0 - 9 months	Omnitrope for Injection (n=44)	Another Somatropin Product (n=45)
9 - 15 months	Omnitrope for Injection (n=42)	Omnitrope Cartridge (n=44)
Treatment Parameter	Mean (SD)	Mean (SD)
Height velocity (cm/yr)		
Pre-treatment	3.8 (1.2)	4.0 (0.8)
Month 9	10.7 (2.6)	10.7 (2.9)
Month 15	8.5 (1.8)	8.6 (2.0)
Height velocity SDS		
Pre-treatment	-2.4 (1.3)	-2.3 (1.1)
Month 9	6.1 (3.7)	5.4 (3.2)
Month 15	3.4 (2.6)	3.2 (2.9)
Height SDS		
Pre-treatment	-3.0 (0.7)	-3.1 (0.9)
Month 9	-2.3 (0.7)	-2.5 (0.7)
Month 15	-2.0 (0.7)	-2.2 (0.7)
IGF-1*		

* Calculated only for patients with measurements above the level of detection

Pre-treatment	159 (92)	158 (43)
Month 9	291 (174)	302 (183)
Month 15	300 (225)	323 (189)
IGFBP-3*		
Pre-treatment	3.5 (1.3)	3.5 (1.0)
Month 9	4.6 (3.0)	4.0 (1.5)
Month 15	4.6 (1.3)	4.9 (1.4)

* Calculated only for patients with measurements above the level of detection

14.2 Adult Growth Hormone Deficiency (GHD)

Another somatotropin product was compared with placebo in six randomized clinical trials involving a total of 172 adult GHD patients. These trials included a 6-month double-blind treatment period, during which 85 patients received this other somatotropin product and 87 patients received placebo, followed by an open-label treatment period in which participating patients received this other somatotropin product for up to a total of 24 months. This other somatotropin product was administered as a daily SC injection at a dose of 0.04 mg/kg/week for the first month of treatment and 0.08 mg/kg/week for subsequent months.

Beneficial changes in body composition were observed at the end of the 6-month treatment period for the patients receiving this other somatotropin product as compared with the placebo patients. Lean body mass, total body water, and lean/fat ratio increased while total body fat mass and waist circumference decreased. These effects on body composition were maintained when treatment was continued beyond 6 months. Bone mineral density declined after 6 months of treatment but returned to baseline values after 12 months of treatment.

14.3 Prader-Willi Syndrome (PWS)

The safety and efficacy of another somatotropin product in the treatment of pediatric patients with Prader-Willi Syndrome (PWS) were evaluated in two randomized, open-label, controlled clinical trials. Patients received either this other somatotropin product or no treatment for the first year of the studies, while all patients received this other somatotropin product during the second year. This other somatotropin product was administered as a daily SC injection, and the dose was calculated for each patient every 3 months. In Study 1, the treatment group received this other somatotropin product at a dose of 0.24 mg/kg/week during the entire study. During the second year, the control group received this other somatotropin product at a dose of 0.48 mg/kg/week. In Study 2, the treatment group received this other somatotropin product at a dose of 0.36 mg/kg/week during the entire study. During the second year, the control group received this other somatotropin product at a dose of 0.36 mg/kg/week.

Patients who received this other somatotropin product showed significant increases in linear growth during the first year of study, compared with patients who received no treatment (see [Table 6](#)). Linear growth continued to increase in the second year, when both groups received treatment with this other somatotropin product.

Table 6. Efficacy of Another Somatotropin Product in Pediatric Patients with Prader-Willi Syndrome (Mean ± SD)

	<i>Study 1</i>		<i>Study 2</i>	
	Another Somatotropin Product (0.24 mg/kg/week) (n=15)	Untreated Control (n=12)	Another Somatotropin Product (0.36 mg/kg/week) (n=7)	Untreated Control (n=9)
Linear growth (cm)				
Baseline height	112.7 ± 14.9	109.5 ± 12.0	120.3 ± 17.5	120.5 ± 11.2
Growth from months 0 to 12	11.6* ± 2.3	5.0 ± 1.2	10.7* ± 2.3	4.3 ± 1.5
Baseline SDS	-1.6 ± 1.3	-1.8 ± 1.5	-2.6 ± 1.7	-2.1 ± 1.4
SDS at 12 months	-0.5† ± 1.3	-1.9 ± 1.4	-1.4† ± 1.5	-2.2 ± 1.4

* p ≤ 0.001

† p ≤ 0.002 (when comparing SDS change at 12 months)

Changes in body composition were also observed in the patients receiving this other somatotropin product (see [Table 7](#)). These changes included a decrease in the amount of fat mass, and increases in the amount of lean body mass and the ratio of lean-to-fat tissue, while changes in body weight were similar to those seen in patients who received no treatment. Treatment with this other somatotropin product did not accelerate bone age, compared with patients who received no treatment.

Table 7. Effect of Another Somatotropin Product on Body Composition in Pediatric Patients with Prader-Willi Syndrome (Mean ± SD)

	Another Somatotropin Product (n=14)	Untreated Control (n=10)
Fat mass (kg)		
Baseline	12.3 ± 6.8	9.4 ± 4.9

* p < 0.005

† n=15 for the group receiving another somatotropin product; n=12 for the Control group

‡ n.s.

	Another Somatropin Product (n=14)	Untreated Control (n=10)
Change from months 0 to 12	-0.9* ± 2.2	2.3 ± 2.4
Lean body mass (kg)		
Baseline	15.6 ± 5.7	14.3 ± 4.0
Change from months 0 to 12	4.7* ± 1.9	0.7 ± 2.4
Lean body mass/Fat mass		
Baseline	1.4 ± 0.4	1.8 ± 0.8
Change from months 0 to 12	1.0* ± 1.4	-0.1 ± 0.6
Body weight (kg)[†]		
Baseline	27.2 ± 12.0	23.2 ± 7.0
Change from months 0 to 12	3.7 [‡] ± 2.0	3.5 ± 1.9

* p < 0.005

[†] n=15 for the group receiving another somatropin product; n=12 for the Control group[‡] n.s.

14.4 Pediatric Patients Born Small for Gestational Age (SGA) Who Fail to Manifest Catch-up Growth by Age 2

The safety and efficacy of another somatropin product in the treatment of children born small for gestational age (SGA) were evaluated in 4 randomized, open-label, controlled clinical trials. Patients (age range of 2 to 8 years) were observed for 12 months before being randomized to receive either this other somatropin product (two doses per study, most often 0.24 and 0.48 mg/kg/week) as a daily SC injection or no treatment for the first 24 months of the studies. After 24 months in the studies, all patients received this other somatropin product.

Patients who received any dose of this other somatropin product showed significant increases in growth during the first 24 months of study, compared with patients who received no treatment (see [Table 8](#)). Children receiving 0.48 mg/kg/week demonstrated a significant improvement in height standard deviation score (SDS) compared with children treated with 0.24 mg/kg/week. Both of these doses resulted in a slower but constant increase in growth between months 24 to 72 (data not shown).

Table 8. Efficacy of Another Somatropin Product in Children Born Small for Gestational Age (Mean ± SD)

	Another Somatropin Product (0.24 mg/kg/week) (n=76)	Another Somatropin Product (0.48 mg/kg/week) (n=93)	Untreated Control (n=40)
Height Standard Deviation Score (SDS)			
Baseline SDS	-3.2 ± 0.8	-3.4 ± 1.0	-3.1 ± 0.9
SDS at 24 months	-2.0 ± 0.8	-1.7 ± 1.0	-2.9 ± 0.9
Change in SDS from baseline to month 24	1.2* ± 0.5	1.7* [†] ± 0.6	0.1 ± 0.3

* p = 0.0001 vs Untreated Control group

[†] p = 0.0001 vs group treated with another somatropin product 0.24 mg/kg/week

14.5 Idiopathic Short Stature (ISS)

The long-term efficacy and safety of another somatropin product in patients with idiopathic short stature (ISS) were evaluated in one randomized, open-label, clinical trial that enrolled 177 children. Patients were enrolled on the basis of short stature, stimulated GH secretion > 10 ng/mL, and prepubertal status (criteria for idiopathic short stature were retrospectively applied and included 126 patients). All patients were observed for height progression for 12 months and were subsequently randomized to this other somatropin product or observation only and followed to final height. Two somatropin doses were evaluated in this trial: 0.23 mg/kg/week (0.033 mg/kg/day) and 0.47 mg/kg/week (0.067 mg/kg/day). Baseline patient characteristics for the ISS patients who remained prepubertal at randomization (n= 105) were: mean (± SD): chronological age 11.4 (1.3) years, height SDS -2.4 (0.4), height velocity SDS -1.1 (0.8), and height velocity 4.4 (0.9) cm/yr, IGF-1 SDS -0.8 (1.4). Patients were treated for a median duration of 5.7 years. Results for final height SDS are displayed by treatment arm in [Table 9](#). Therapy with this other somatropin product improved final height in ISS children relative to untreated controls. The observed mean gain in final height was 9.8 cm for females and 5.0 cm for males for both doses combined compared to untreated control subjects. A height gain of 1 SDS was observed in 10 % of untreated subjects, 50% of subjects receiving 0.23 mg/kg/week and 69% of subjects receiving 0.47 mg/kg/week.

Table 9. Final height SDS results for pre-pubertal patients with ISS*

	Untreated (n=30)	Another Somatropin Product 0.033 mg/kg/day (n=30)	Another Somatropin Product 0.067 mg/kg/day (n=42)	Another Somatropin Product 0.033 vs. Untreated (95% CI)	Another Somatropin Product 0.067 vs. Untreated (95% CI)

	Untreated (n=30)	Another Somatropin Product 0.033 mg/kg/day (n=30)	Another Somatropin Product 0.067 mg/kg/day (n=42)	Another Somatropin Product 0.033 vs. Untreated (95% CI)	Another Somatropin Product 0.067 vs. Untreated (95% CI)
Baseline height SDS	0.41 (0.58)	0.95 (0.75)	1.36 (0.64)	+0.53 (0.20, 0.87) p=0.0022	+0.94 (0.63, 1.26) p<0.0001
Final height SDS minus Baseline					
Baseline predicted ht	0.23 (0.66)	0.73 (0.63)	1.05 (0.83)	+0.60 (0.09, 1.11) p=0.0217	+0.90 (0.42, 1.39) p=0.0004
Final height SDS minus baseline predicted final height SDS					

Least square means based on ANCOVA (final height SDS and final height SDS minus baseline predicted height SDS were adjusted for baseline height SDS)

* Mean (SD) are observed values.

14.6 Turner Syndrome

Two randomized, open-label, clinical trials were conducted that evaluated the efficacy and safety of another somatropin product in Turner syndrome patients with short stature. Turner syndrome patients were treated with this other somatropin product alone or this other somatropin product plus adjunctive hormonal therapy (ethinylestradiol or oxandrolone). A total of 38 patients were treated with this other somatropin product alone in the two studies. In Study 1, 22 patients were treated for 12 months, and in Study 2, 16 patients were treated for 12 months. Patients received this other somatropin product at a dose between 0.13 to 0.33 mg/kg/week.

SDS for height velocity and height are expressed using either the Tanner (Study 1) or Sempé (Study 2) standards for age-matched normal children as well as the Ranke standard (both studies) for age-matched, untreated Turner syndrome patients. As seen in Table 10, height velocity SDS and height SDS values were smaller at baseline and after treatment with this other somatropin product when the normative standards were utilized as opposed to the Turner syndrome standard.

Both studies demonstrated statistically significant increases from baseline in all of the linear growth variables (i.e., mean height velocity, height velocity SDS, and height SDS) after treatment with this other somatropin product (see Table 10). The linear growth response was greater in Study 1 wherein patients were treated with a larger dose of this other somatropin product.

Table 10. Growth Parameters (mean ± SD) after 12 Months of Treatment with Another Somatropin Product in Pediatric Patients with Turner Syndrome in Two Open Label Studies

	Another somatropin product 0.33 mg/kg/week Study 1* n=22	Another somatropin product 0.13-0.23 mg/kg/week Study 2† n=16
Height Velocity (cm/yr)		
Baseline	4.1 ± 1.5	3.9 ± 1.0
Month 12	7.8 ± 1.6	6.1 ± 0.9
Change from baseline (95% CI)	3.7 (3.0, 4.3)	2.2 (1.5, 2.9)
Height Velocity SDS (Tanner*/Sempé† Standards) (n=20)		
Baseline	-2.3 ± 1.4	-1.6 ± 0.6
Month 12	2.2 ± 2.3	0.7 ± 1.3
Change from baseline (95% CI)	4.6 (3.5, 5.6)	2.2 (1.4, 3.0)
Height Velocity SDS (Ranke Standard)		
Baseline	-0.1 ± 1.2	-0.4 ± 0.6
Month 12	4.2 ± 1.2	2.3 ± 1.2
Change from baseline (95% CI)	4.3 (3.5, 5.0)	2.7 (1.8, 3.5)
Height SDS (Tanner*/Sempé† Standards)		
Baseline	-3.1 ± 1.0	-3.2 ± 1.0
Month 12	-2.7 ± 1.1	-2.9 ± 1.0
Change from baseline (95% CI)	0.4 (0.3, 0.6)	0.3 (0.1, 0.4)
Height SDS (Ranke Standard)		

SDS = Standard Deviation Score

Ranke standard based on age-matched, untreated Turner syndrome patients

Tanner*/Sempé† standards based on age-matched normal children

p<0.05, for all changes from baseline

	Another somatropin product 0.33 mg/kg/week Study 1* n=22	Another somatropin product 0.13-0.23 mg/kg/week Study 2† n=16
Baseline	-0.2 ± 0.8	-0.3 ± 0.8
Month 12	0.6 ± 0.9	0.1 ± 0.8
Change from baseline (95% CI)	0.8 (0.7, 0.9)	0.5 (0.4, 0.5)

SDS = Standard Deviation Score

Ranke standard based on age-matched, untreated Turner syndrome patients

Tanner*/Sempé† standards based on age-matched normal children

p<0.05, for all changes from baseline

16 HOW SUPPLIED/STORAGE AND HANDLING

Storage

Store Omnitrope refrigerated at 2° to 8°C (36° to 46°F).

Do not freeze.

Omnitrope is light sensitive and should be stored in the carton.

16.1 OMNITROPE Cartridge 5 mg/1.5 mL

Omnitrope Cartridge (somatropin) 5 mg/1.5 mL is supplied in the following package sizes:

- One cartridge (NDC 0781-3001-07)
- Five cartridges (NDC 0781-3001-26)

For use only with the Omnitrope Pen 5 delivery system, which is sold separately. After the first use the cartridge should remain in the pen and has to be kept in a refrigerator at 2° to 8°C (36° to 46°F) for a maximum of 28 days (see [Table 11](#)).

16.2 OMNITROPE Cartridge 10 mg/1.5 mL

Omnitrope Cartridge (somatropin) injection 10 mg/1.5 mL is supplied in the following package sizes:

- One cartridge (NDC 0781-3004-07)
- Five cartridges (NDC 0781-3004-26)

For use only with the Omnitrope Pen 10 delivery system, which is sold separately. After the first use the cartridge should remain in the pen and has to be kept in a refrigerator at 2° to 8°C (36° to 46°F) for a maximum of 28 days (see [Table 11](#)).

16.3 OMNITROPE (somatropin) for injection 5.8 mg/vial

After reconstitution, the concentration is 5 mg/mL.

- Carton contains 8 vials of [Omnitrope](#) 5.8 mg and 8 vials of diluent (Bacteriostatic Water for injection containing 1.5% benzyl alcohol as a preservative.)

NDC 0781-4004-36

Omnitrope 5.8 mg is supplied with a diluent containing benzyl alcohol as a preservative. After reconstitution, the contents of the vial must be used within 3 weeks. After the first injection, the vial should be stored in the carton in a refrigerator at 2° to 8°C (36° to 46°F) (see [Table 11](#)).

Table 11. Storage Options

Omnitrope Product Formulation	Storage Requirement	
	Before Use	In-use (after 1st injection)
5 mg/1.5 mL Cartridge	2-8°C/ 36-46°F	2-8 °C/36-46 °F 4 weeks
10 mg/1.5 mL Cartridge	Until exp date	2-8 °C/36-46 °F 4 weeks
5.8 mg/vial		2-8 °C/36-46 °F 3 weeks

17 PATIENT COUNSELING INFORMATION

See FDA-approved patient labeling (*Instructions For Use: Omnitrope Pen 5 Instructions For Use, Omnitrope Pen 10 Instructions For Use, Instructions For Omnitrope 5.8 mg/Vial*).

Patients being treated with Omnitrope (and/or their parents) should be informed about the potential risks and benefits associated with somatropin treatment. This information is intended to better educate patients (and caregivers); it is not a disclosure of all possible adverse or intended effects.

Patients and caregivers who will administer Omnitrope should receive appropriate training and instruction on the proper use of Omnitrope from the physician or other suitably qualified health care professional. A puncture-resistant container for the disposal of used syringes and needles should be strongly recommended. Patients and/or parents should be thoroughly instructed in the importance of proper disposal, and cautioned against any reuse of needles and syringes. Counsel patients and parents that they should never share an Omnitrope Pen with another person, even if the needle is changed. Sharing of the pen between patients may pose a risk of transmission of infection.

If patients are prescribed Omnitrope Cartridge 5 mg/1.5 mL or 10 mg/1.5 mL (to be inserted into Omnitrope Pen 5 or Pen 10 delivery systems), physicians should instruct patients to read the corresponding *Instructions For Use* provided with the Omnitrope Pens delivery systems and the Omnitrope Cartridges.

If patients are prescribed Omnitrope for injection, physicians should instruct patients to read the *Instructions For Use* leaflets provided with the Omnitrope for injection 5.8 mg/vial.

Omnitrope is a registered trademark of Novartis AG.

Manufactured in Austria by Sandoz GmbH

Distributed by Sandoz Inc., Princeton, NJ 08540

Rev. June 2019

INSTRUCTIONS FOR USE

OMNITROPE® PEN 5 INSTRUCTIONS FOR USE

Omnitrope (om-KNEE-trope)

(somatropin) injection, for subcutaneous use

5 mg/1.5 mL cartridges for use with

Omnitrope Pen 5

Read these Instructions for Use before you start using Omnitrope Pen 5 and each time you get a refill. There may be new information. This information does not take the place of talking to the healthcare provider about the medical condition or the treatment.

Note:

- Omnitrope is for use under the skin only (subcutaneous).
- **Do not** share your Omnitrope Pen or needles with anyone else. You may give an infection to them or get an infection from them.
- The “Start use by no later than” date, presented in year, month and day on the outer carton, indicates the date after which therapy should not be initiated with this pen.

Omnitrope Pen 5, cartridge containing Omnitrope, needle, alcohol swab and storage case:

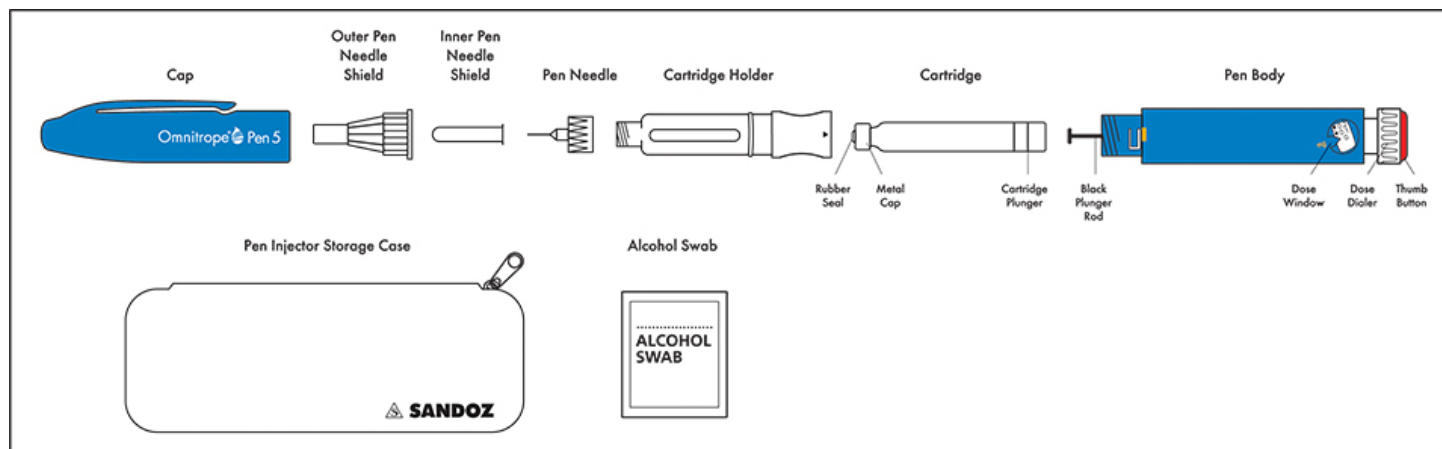


Figure A

Supplies you will need to give an Omnitrope Injection. See Figure A.

- Omnitrope Pen 5
- 5 mg/1.5 mL cartridge containing Omnitrope
- 1 new BD™ Pen needle (29G x 12.7 mm or 31G x 8 mm or 31G x 5 mm). Needles are not included with the Pen.
- 1 alcohol swab
- flat surface like a table
- a sharps disposal container. See Step 6 for information on how to dispose of used needles and syringes.

Steps you should follow to give an Omnitrope injection:

Step 1. Placing the cartridge in the Omnitrope Pen 5

Step 2. Attaching the needle to the Omnitrope Pen 5

Step 3. Priming a new cartridge

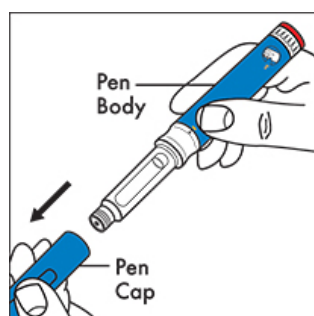
Step 4. Selecting the correct dose of Omnitrope

Step 5. Selecting the injection site and injecting the dose of Omnitrope

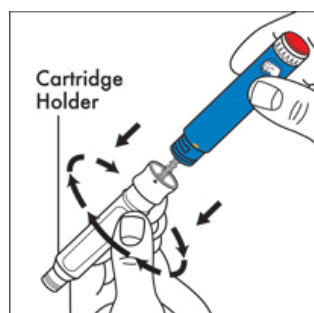
Step 6. Removing and throwing away the needle and empty cartridge

Step 1. Placing the cartridge in the Omnitrope Pen 5

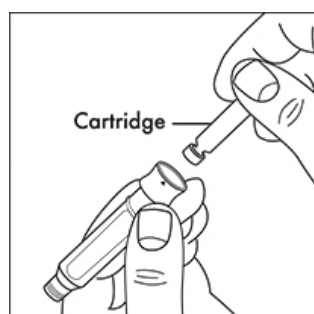
- Take an Omnitrope cartridge out of the refrigerator and leave at room temperature for about 30 minutes. Wash and dry your hands while you wait.
- Assemble all of the supplies needed on a flat surface. Remove the Pen and cartridge from their cartons if you are preparing the injection for the first time.
- Hold the body of the Pen with 1 hand and pull off the Pen cap with the other hand. **See Figure B.**

**Figure B**

- Hold the body of the Pen with 1 hand and unscrew the cartridge holder in a clockwise direction until the Pen and cartridge holder are completely separated. **See Figure C.**

**Figure C**

- Hold the cartridge in 1 hand with the metal cap end pointing down. Insert the cartridge into the cartridge holder. **See Figure D.**

**Figure D**

- Lower the Pen body onto the cartridge holder so that the black rod presses against the cartridge plunger. Screw the cartridge holder onto the Pen body in a counterclockwise direction until the cartridge holder will not turn anymore. One of the blue arrows on the cartridge holder must line up with the yellow line mark on the Pen body. Do not over tighten the cartridge holder. **See Figure E.**

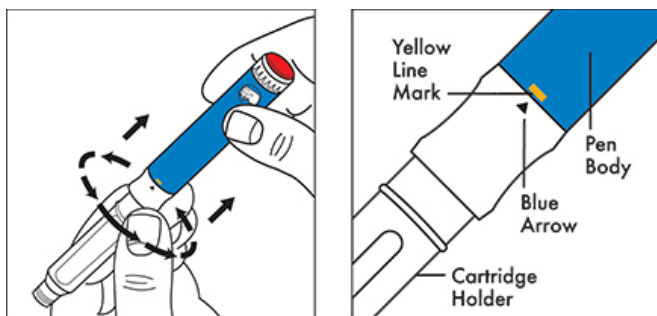


Figure E

Step 2. Attaching the needle to the Omnitrope Pen 5

- Take a new disposable needle and tear off the paper tab. Do not touch the needle or lay it on a surface. See Figure F.

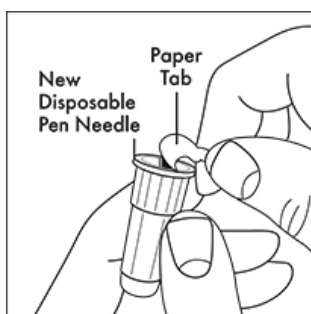


Figure F

- Holding the cartridge holder with 1 hand, firmly press the needle onto the cartridge holder end of the Pen. See Figure G. Screw the threaded hub of the needle onto the cartridge holder in a counterclockwise direction until the needle will not turn anymore. See Figure H.

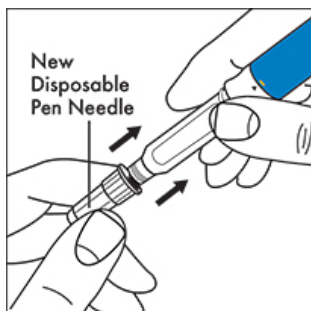


Figure G

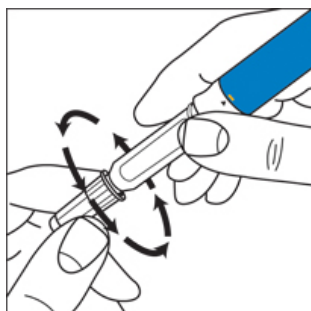


Figure H

- Gently pull off the outer needle shield and put it on a flat surface. You will use the outer needle shield later to remove the needle from the Pen after the injection is finished. See Figure I.

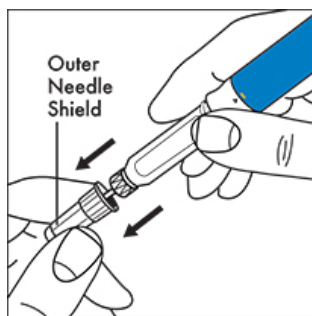


Figure I

Note: Check that the cartridge holder is attached to the Pen body before each injection. One of the blue arrows on the cartridge should be lined up with the yellow mark on the Pen body. After you attach the needle, you may see a few drops of medicine at the tip of the needle.

Step 3. Priming a new cartridge

- **Priming is not needed for a cartridge you have used before. If the cartridge has already been primed, go to Step 4.**
- Before you use a new cartridge you must first prepare it for use. Hold the Pen with the needle pointing upwards. Gently tap the cartridge holder with your finger to help air bubbles rise to the top of the cartridge. **See Figure J.**

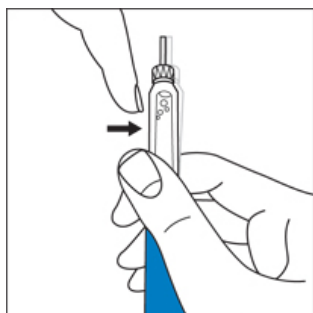


Figure J

- Hold the pen with the needle pointing up and the dose window facing you and you will see the numbers in the dose window at the bottom of the Pen body. Using the dose knob on the bottom of the Pen, slowly turn the dose knob in a clockwise direction as shown in Figure K until you hear 1 “click”. The arrow on the Pen body will then be lined up with the small line between “0” and “0.1” (0.05 mg). **See Figure K.**

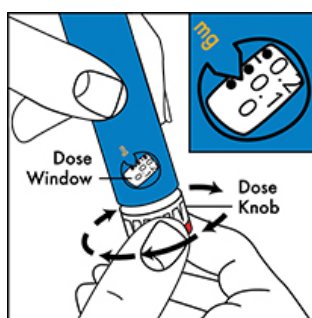


Figure K

- Remove the inner needle shield. **See Figure L.**
- With the needle pointing up, firmly turn the dose knob in a counterclockwise direction and back to the “0” position.

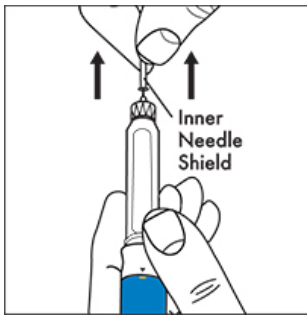


Figure L

At least 2 drops of medicine must flow out of the needle for the Pen to be properly primed. See Figure M.

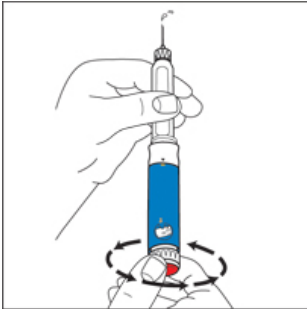


Figure M

- If at least 2 drops of medicine **do not** flow out, set the dose to 0.05 mg and repeat this step until at least 2 drops of medicine appear at the tip of the needle.
- When you see 2 drops of medicine flow out of the needle, the Pen is correctly primed and ready to use.

Step 4. Selecting the correct dose of Omnitrope

- Hold the pen with the needle pointing up and the dose window facing you and turn (dial) the dose knob in a clockwise direction until you see the number of mg for the prescribed dose in the middle of the dose window. The dose should be lined up with the arrow on the Pen body. You will hear 1 click for every single unit you dial. See Figure N.

Do not count the clicks to measure the correct dose of medicine.



Figure N

- **If you turn the dose knob past the correct dose, do not dial counterclockwise.**

Instead, hold the Pen body with the needle pointing up and turn the dose knob in a clockwise direction until you see a bent arrow (↷) in the dose dialing window. See Figure O. Now continue to turn the dose knob in a clockwise direction until you hear a click and the entire Pen body is fully extended.

The injection button can now be fully pressed, resetting the dial to “0” without giving medicine. The correct dose can now be redialed.

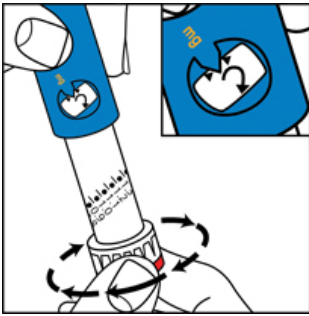


Figure O

- Check that the cartridge holder is still attached to the Pen body, with the blue arrow lined up with the yellow mark on the Pen body.

Step 5. Selecting the injection site and injecting the dose of Omnitrope

Change the injection site every day. See Figure P.

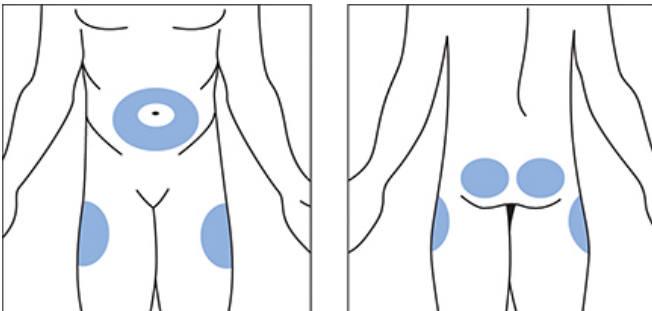


Figure P

- Select the injection site and wipe the skin with an alcohol pad as your healthcare provider showed you.
- Insert the needle under the skin as your healthcare provider showed you. See Figure Q.

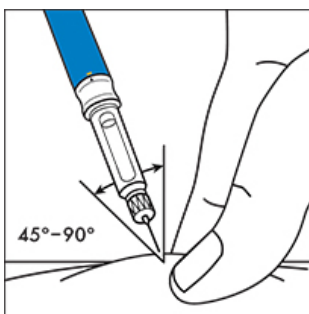


Figure Q

- After inserting the needle into the skin, push the injection button as far in as it will go and press the button firmly. A clicking sound will be heard while the dose is being injected. Continue to press firmly on the injection button for **5 seconds** before you remove the needle from the skin. See Figure R.

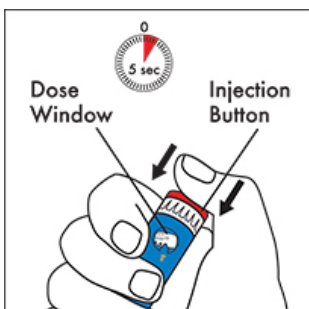


Figure R

- Stop pressing the injection button before you carefully remove the needle from the skin.
- If the injection button cannot be pushed in completely or stops during the injection, and the cartridge is empty, then the full dose has not been given. The dose indicator window will show the amount of medicine still needed. Reset the dose knob to “0” as described in Step 4. Remove the needle as described in Step 6. Replace the empty cartridge with a new cartridge as described in Step 1. Prime the new cartridge as described in Step 3. Set the dose, which you noted, and inject. This completes your dose.

Step 6. Removing and throwing away the needle and empty cartridge

- Carefully replace the outer needle shield. See **Figure S**.

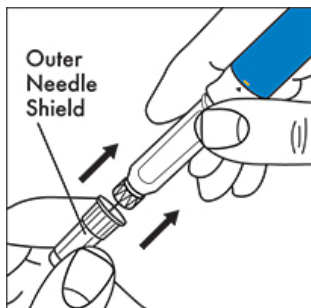


Figure S

- Hold the Pen by the cartridge holder and carefully remove the needle from the Pen by turning the needle in a clockwise direction. See **Figure T**. Recap the pen.

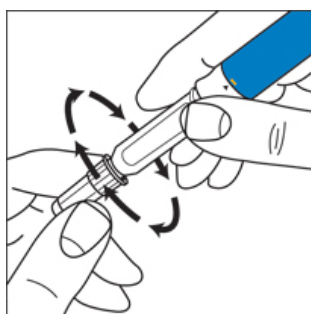


Figure T

- Put your used needles and cartridges in a FDA-cleared sharps disposal container right away after use. **Do not throw away (dispose of) loose needles and cartridges in your household trash.**
- If you do not have a FDA-cleared sharps disposal container, you may use a household container that is:
 - made of a heavy-duty plastic,
 - can be closed with a tight-fitting, puncture-resistant lid, without sharps being able to come out,
 - upright and stable during use,
 - leak-resistant, and
 - properly labeled to warn of hazardous waste inside the container.
- When your sharps disposal container is almost full, you will need to follow your community guidelines for the right way to dispose of your sharps disposal container. There may be state or local laws about how you should throw away used needles and cartridges. For more information about safe sharps disposal, and for specific information about sharps disposal in the state that you live in, go to the FDA’s website at: <http://www.fda.gov/safesharpsdisposal>.
- Do not dispose of your used sharps disposal container in your household trash unless your community guidelines permit this. Do not recycle your used sharps disposal container.

How should I store Omnitrope Pen 5?

- Store Omnitrope cartridges in the refrigerator between 36°F and 46°F (2°C and 8°C).
- When the Omnitrope Pen 5 contains a cartridge, do not remove the cartridge from the Pen in between injections. Store the Pen containing the cartridge in the storage case provided and place in the refrigerator.
- When the Pen does not contain a cartridge, you may store the Pen at room temperature.
- Do not freeze Omnitrope cartridges.
- Protect the Omnitrope Pen 5 and cartridge from light by storing in their cartons or the storage case.
-

The Omnitrope cartridge must be thrown away 28 days after the first injection. The Omnitrope Pen 5 can be reloaded with a new cartridge and can be used multiple times.

Important information about possible problems you may have with the Omnitrope Pen 5

Problem	Possible cause	How to fix
Dial unit does not turn easily.	Dust or dirt	Turn the dial beyond the highest setting on the scale. Wipe all exposed surfaces with a clean, damp cloth.
The injection button cannot be pushed or stops during injection. The dose knob does not return to "0".	Cartridge is empty and full dose has not been given.	Remove the needle as described in Step 6. Replace the empty cartridge with a new cartridge as described in Step 1. Prime the new cartridge as described in Step 3.
	Clogged needle.	Remove the needle as described in Step 6. Replace with a new needle as described in Step 2.
No clicking is heard during the injection and dose knob moves freely.	Pen is in dose correction mode.	Remove the needle from skin. Press injection button all the way in so the dial returns to zero and repeat Step 2, Step 4 and Step 5 to give the injection.
Medicine continues to drip from the needle before injection.	Cartridge holder is not properly attached to the Pen body.	Line up blue arrow on cartridge holder with yellow mark on Pen body.
Medicine continues to drip from the needle after injection.	Needle was removed from the skin too early.	Hold the needle in the skin for 5 seconds to complete the injection, before you carefully remove the needle from the skin. For the next injection, make sure that you hold the needle in the skin for 5 seconds.
	Cartridge holder is not properly attached to the Pen body.	Line up blue arrow on cartridge holder with yellow mark on Pen body.
	The needle is left on the Pen after injection.	Carefully remove the needle from the Pen right after the injection.

If the Omnitrope Pen 5 is damaged or does not work, call the pharmacy where you got the Omnitrope Pen 5. If you got your Omnitrope Pen 5 from OmniSource, call 1-877-456-6794.

For other questions or additional information, call OmniSource at 1-877-456-6794. Do not try to repair the Pen yourself.

Your Omnitrope Pen 5 is covered by a 2 year guarantee. Contact your Omnitrope Pen 5 provider after you have used the pen for 2 years to have it replaced by a new one.

This guarantee is invalid if your Omnitrope Pen 5 has not been used in accordance with the manufacturer's instruction leaflet or if the defect has been caused by neglect, misuse or accident.

These Instructions for Use have been approved by the U.S. Food and Drug Administration.

Omnitrope is a trademark of Novartis.

BD and BD Logo are trademarks of Becton, Dickinson and Company © 2016 BD

Manufactured for

Sandoz GmbH, Kundl, Austria

Product of Taiwan

Distributed by

Sandoz Inc., Princeton, NJ 08540

12-2017

46170948

OMNITROPE® PEN 10 INSTRUCTIONS FOR USE

Omnitrope (om-KNEE-trope)

(somatropin) injection, for subcutaneous use

10 mg/1.5 mL cartridges for use with

Omnitrope Pen 10

Read these Instructions for Use before you start using Omnitrope Pen 10 and each time you get a refill. There may be new information. This information does not take the place of talking to the healthcare provider about the medical condition or the treatment.

Note:

- Omnitrope is for use under the skin only (subcutaneous).
- **Do not** share your Omnitrope Pen or needles with anyone else. You may give an infection to them or get an infection from them.
- The “Start use by no later than” date, presented in year, month and day on the outer carton, indicates the date after which therapy should not be initiated with this pen.

Omnitrope Pen 10, cartridge containing Omnitrope, needle, alcohol swab and storage case:

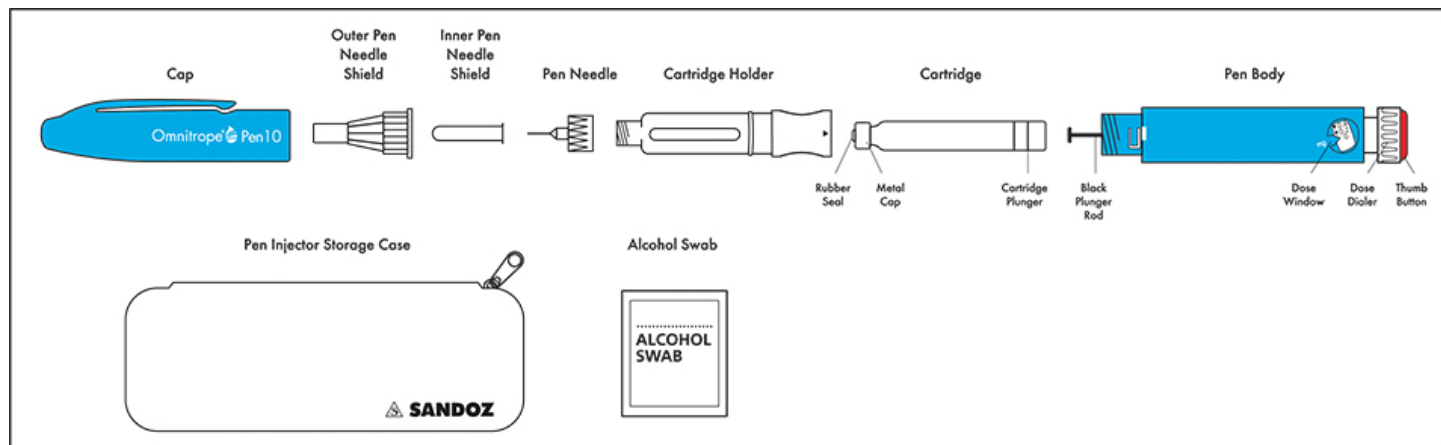


Figure A

Supplies you will need to give an Omnitrope Injection. See Figure A.

- Omnitrope Pen 10
- 10 mg/1.5 mL cartridge containing Omnitrope
- 1 new BD™ Pen needle (29G x 12.7 mm or 31G x 8 mm or 31G x 5 mm). Needles are not included with the Pen.
- 1 alcohol swab
- flat surface like a table
- a sharps disposal container. See Step 6 for information on how to dispose of used needles and syringes.

Steps you should follow to give an Omnitrope injection:

Step 1. Placing the cartridge in the Omnitrope Pen 10

Step 2. Attaching the needle to the Omnitrope Pen 10

Step 3. Priming a new cartridge

Step 4. Selecting the correct dose of Omnitrope

Step 5. Selecting the injection site and injecting the dose of Omnitrope

Step 6. Removing and throwing away the needle and empty cartridge

Step 1. Placing the cartridge in the Omnitrope Pen 10

- Take an Omnitrope cartridge out of the refrigerator and leave at room temperature for about 30 minutes. Wash and dry your hands while you wait.
- Assemble all of the supplies needed on a flat surface. Remove the Pen and cartridge from their cartons if you are preparing the injection for the first time.
- Hold the body of the Pen with 1 hand and pull off the Pen cap with the other hand. **See Figure B.**

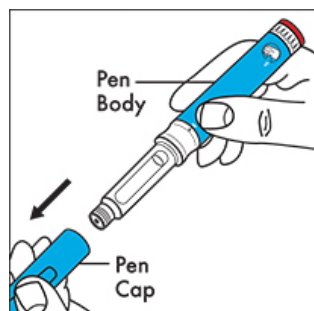


Figure B

Hold the body of the Pen with 1 hand and unscrew the cartridge holder in a clockwise direction until the Pen and cartridge holder are completely separated. **See Figure C.**

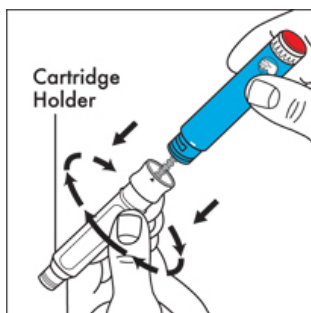


Figure C

- Hold the cartridge in 1 hand with the metal cap end pointing down. Insert the cartridge into the cartridge holder. **See Figure D.**

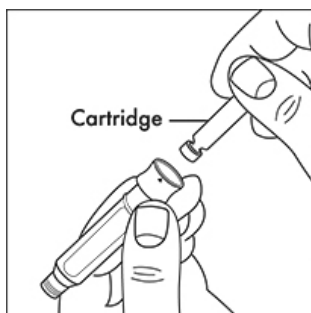


Figure D

- Lower the Pen body onto the cartridge holder so that the black rod presses against the cartridge plunger. Screw the cartridge holder onto the Pen body in a counterclockwise direction until the cartridge holder will not turn anymore. One of the blue arrows on the cartridge holder must line up with the white line mark on the Pen body. Do not over tighten the cartridge holder. **See Figure E.**

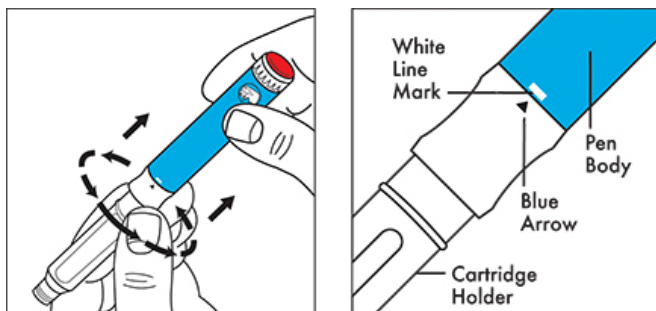


Figure E

Step 2. Attaching the needle to the Omnitrope Pen 10

- Take a new disposable needle and tear off the paper tab. Do not touch the needle or lay it on a surface. **See Figure F.**

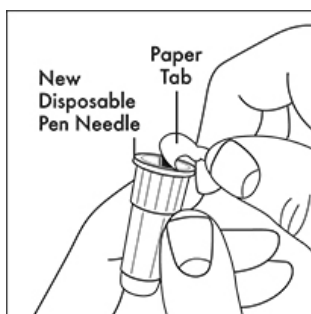


Figure F

- Holding the cartridge holder with 1 hand, firmly press the needle onto the cartridge holder end of the Pen. See **Figure G**. Screw the threaded hub of the needle onto the cartridge holder in a counterclockwise direction until the needle will not turn anymore. See **Figure H**.

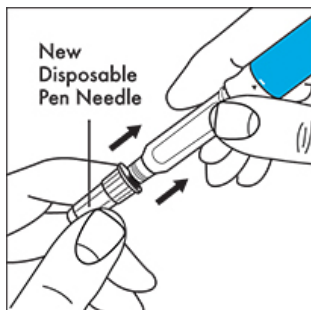


Figure G

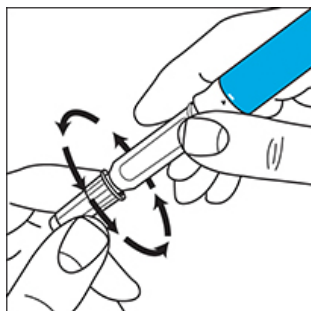


Figure H

- Gently pull off the outer needle shield and put it on a flat surface. You will use the outer needle shield later to remove the needle from the Pen after the injection is finished. See **Figure I**.

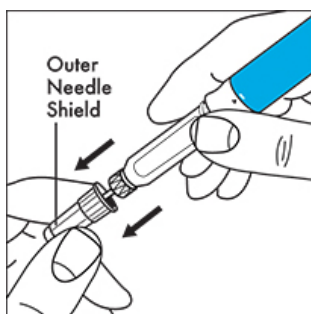


Figure I

Note: Check that the cartridge holder is attached to the Pen body before each injection. One of the blue arrows on the cartridge should be lined up with the white mark on the Pen body. After you attach the needle, you may see a few drops of medicine at the tip of the needle.

Step 3. Priming a new cartridge

- **Priming is not needed for a cartridge you have used before. If the cartridge has already been primed, go to Step 4.**
- Before you use a new cartridge you must first prepare it for use. Hold the Pen with the needle pointing upwards. Gently tap the cartridge holder with your finger to help air bubbles rise to the top of the cartridge. See **Figure J**.

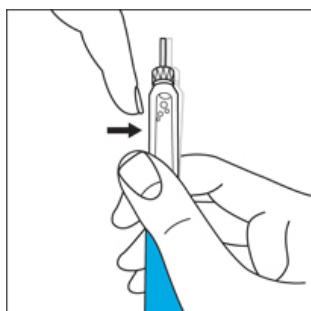


Figure J

- Hold the pen with the needle pointing up and the dose window facing you and you will see the numbers in the dose window at the bottom of the Pen body. Using the dose knob on the bottom of the Pen, slowly turn the dose knob in a clockwise direction as shown in Figure K until you hear 1 “click”. The arrow on the Pen body will then be lined up with the small line between “0” and “0.2” (0.1 mg). See Figure K.

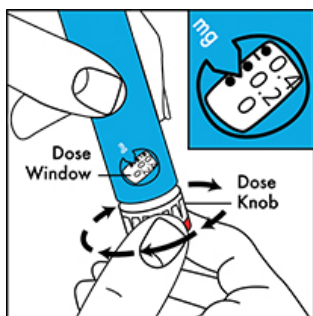


Figure K

- Remove the inner needle shield. See Figure L.
- With the needle pointing up, firmly turn the dose knob in a counterclockwise direction and back to the “0” position.

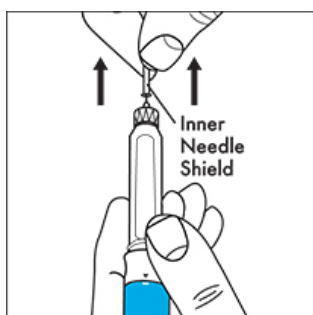


Figure L

At least 2 drops of medicine must flow out of the needle for the Pen to be properly primed. See Figure M.

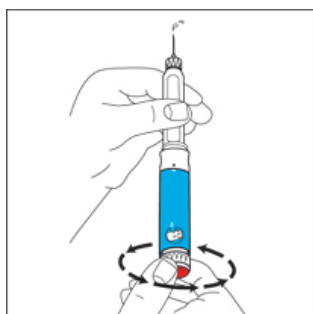


Figure M

- If at least 2 drops of medicine **do not** flow out, set the dose to 0.1 mg and repeat this step until at least 2 drops of medicine appear at the tip of the needle.
- When you see 2 drops of medicine flow out of the needle, the Pen is correctly primed and ready to use.

Step 4. Selecting the correct dose of Omnitrope

- Hold the pen with the needle pointing up and the dose window facing you and turn (dial) the dose knob in a clockwise direction until you see the number of mg for the prescribed dose in the middle of the dose window. The dose should be lined up with the arrow on the Pen body. You will hear 1 click for every single unit you dial. See Figure N.

Do not count the clicks to measure the correct dose of medicine.

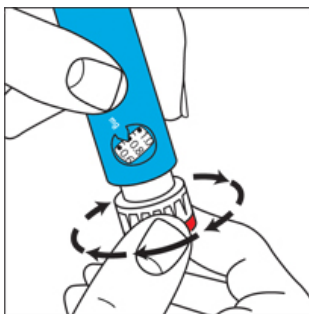


Figure N

- If you turn the dose knob past the correct dose, do not dial counterclockwise.

Instead, hold the Pen body with the needle pointing up and turn the dose knob in a clockwise direction until you see a bent arrow (↷) in the dose dialing window. See Figure O. Now continue to turn the dose knob in a clockwise direction until you hear a click and the entire Pen body is fully extended.

The injection button can now be fully pressed, resetting the dial to “0” without giving medicine. The correct dose can now be redialed.

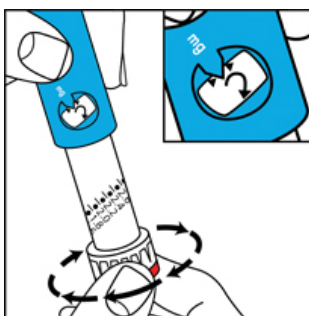


Figure O

- Check that the cartridge holder is still attached to the Pen body, with the blue arrow lined up with the white mark on the Pen body.

Step 5. Selecting the injection site and injecting the dose of Omnitrope

Change the injection site every day. See Figure P.

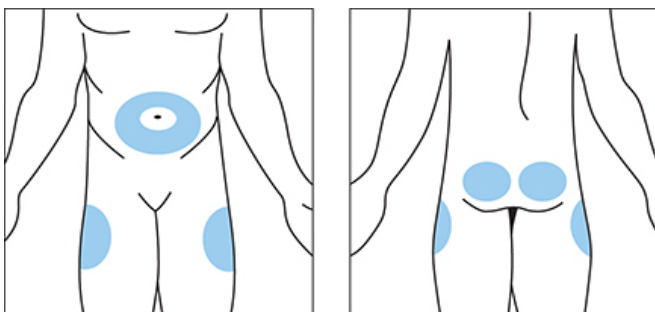


Figure P

- Select the injection site and wipe the skin with an alcohol pad as your healthcare provider showed you.
- Insert the needle under the skin as your healthcare provider showed you. See Figure Q.

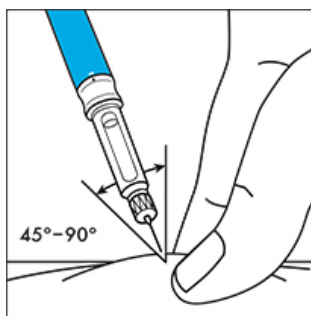


Figure Q

- After inserting the needle into the skin, push the injection button as far in as it will go and press the button firmly. A clicking sound will be heard while the dose is being injected. Continue to press firmly on the injection button for **5 seconds** before you remove the needle from the skin. See **Figure R**.

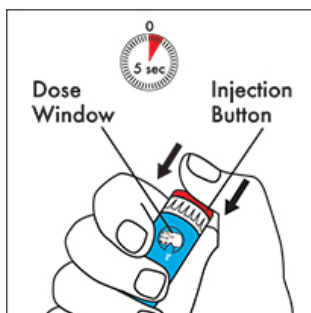


Figure R

- Stop pressing the injection button before you carefully remove the needle from the skin.
- If the injection button cannot be pushed in completely or stops during the injection, and the cartridge is empty, then the full dose has not been given. The dose indicator window will show the amount of medicine still needed. Reset the dose knob to "0" as described in Step 4. Remove the needle as described in Step 6. Replace the empty cartridge with a new cartridge as described in Step 1. Prime the new cartridge as described in Step 3. Set the dose, which you noted, and inject. This completes your dose.

Step 6. Removing and throwing away the needle and empty cartridge

- Carefully replace the outer needle shield. See **Figure S**.

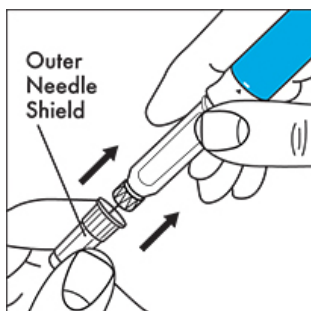


Figure S

- Hold the Pen by the cartridge holder and carefully remove the needle from the Pen by turning the needle in a clockwise direction. See **Figure T**. Recap the pen.

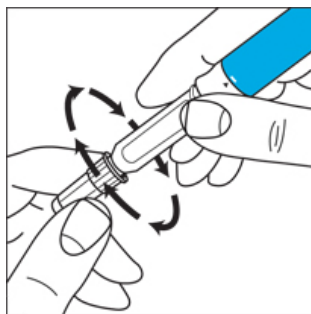


Figure T

- Put your used needles and cartridges in a FDA-cleared sharps disposal container right away after use. **Do not throw away (dispose of) loose needles and cartridges in your household trash.**
- If you do not have a FDA-cleared sharps disposal container, you may use a household container that is:
 - made of a heavy-duty plastic,
 - can be closed with a tight-fitting, puncture-resistant lid, without sharps being able to come out,
 - upright and stable during use,
 - leak-resistant, and
 - properly labeled to warn of hazardous waste inside the container.
- When your sharps disposal container is almost full, you will need to follow your community guidelines for the right way to dispose of your sharps disposal container. There may be state or local laws about how you should throw away used needles and cartridges. For more information about safe sharps disposal, and for specific information about sharps disposal in the state that you live in, go to the FDA's website at: <http://www.fda.gov/safesharpsdisposal>.
- Do not dispose of your used sharps disposal container in your household trash unless your community guidelines permit this. Do not recycle your used sharps disposal container.

How should I store Omnitrope Pen 10?

- Store Omnitrope cartridges in the refrigerator between 36°F and 46°F (2°C and 8°C).
- When the Omnitrope Pen 10 contains a cartridge, do not remove the cartridge from the Pen in between injections. Store the Pen containing the cartridge in the storage case provided and place in the refrigerator.
- When the Pen does not contain a cartridge, you may store the Pen at room temperature.
- Do not freeze Omnitrope cartridges.
- Protect the Omnitrope Pen 10 and cartridge from light by storing in their cartons or the storage case.
- The Omnitrope cartridge must be thrown away 28 days after the first injection. The Omnitrope Pen 10 can be reloaded with a new cartridge and can be used multiple times.

Important information about possible problems you may have with the Omnitrope Pen 10

Problem	Possible cause	How to fix
Dial unit does not turn easily.	Dust or dirt	Turn the dial beyond the highest setting on the scale. Wipe all exposed surfaces with a clean, damp cloth.
The injection button cannot be pushed or stops during injection. The dose knob does not return to "0".	Cartridge is empty and full dose has not been given.	Remove the needle as described in Step 6. Replace the empty cartridge with a new cartridge as described in Step 1. Prime the new cartridge as described in Step 3.
	Clogged needle.	Remove the needle as described in Step 6. Replace with a new needle as described in Step 2.
No clicking is heard during the injection and dose knob moves freely.	Pen is in dose correction mode.	Remove the needle from skin. Press injection button all the way in so the dial returns to zero and repeat Step 2, Step 4 and Step 5 to give the injection.
Medicine continues to drip from the needle before injection.	Cartridge holder is not properly attached to the Pen body.	Line up blue arrow on cartridge holder with white mark on Pen body.
Medicine continues to drip from the needle after injection.	Needle was removed from the skin too early.	Hold the needle in the skin for 5 seconds to complete the injection, before you carefully remove the needle from the skin. For the next injection, make sure that you hold the needle in the skin for 5 seconds.

Problem	Possible cause	How to fix
	Cartridge holder is not properly attached to the Pen body.	Line up blue arrow on cartridge holder with white mark on Pen body.
	The needle is left on the Pen after injection.	Carefully remove the needle from the Pen right after the injection.

If the Omnitrope Pen 10 is damaged or does not work, call the pharmacy where you got the Omnitrope Pen 10. If you got your Omnitrope Pen 10 from OmniSource, call 1-877-456-6794.

For other questions or additional information, call OmniSource at 1-877-456-6794. Do not try to repair the Pen yourself.

Your Omnitrope Pen 10 is covered by a 2 year guarantee. Contact your Omnitrope Pen 10 provider after you have used the pen for 2 years to have it replaced by a new one.

This guarantee is invalid if your Omnitrope Pen 10 has not been used in accordance with the manufacturer's instruction leaflet or if the defect has been caused by neglect, misuse or accident.

These Instructions for Use have been approved by the U.S. Food and Drug Administration.

Omnitrope is a trademark of Novartis.

BD and BD Logo are trademarks of Becton, Dickinson and Company © 2016 BD

Manufactured for

Sandoz GmbH, Kundl, Austria

Product of Taiwan

Distributed by

Sandoz Inc., Princeton, NJ 08540

12-2017

46170949

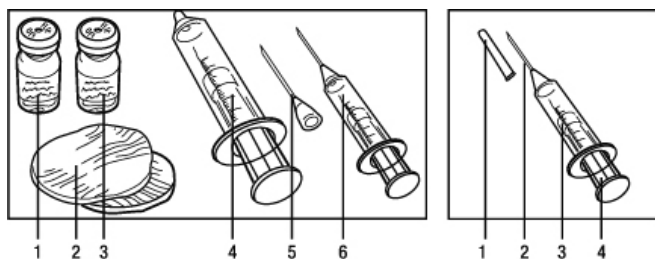
INSTRUCTIONS FOR OMNITROPE® 5.8 MG/VIAL

The following instructions explain how to inject OMNITROPE 5.8 mg. Do not inject OMNITROPE yourself until your healthcare provider has taught you and you understand the instructions. Ask your healthcare provider or pharmacist if you have any questions about injecting OMNITROPE.

- OMNITROPE 5.8 mg is for multiple uses.
- The concentration of OMNITROPE after mixing is 5 mg/mL.
- After mixing, OMNITROPE 5.8 mg contains a preservative and should not be used in newborns.

Preparation

Collect necessary items before you begin:



1. vial with lyophilized powder
 2. alcohol swabs
 3. vial with diluent for OMNITROPE®
 4. sterile, disposable syringe (e.g. a 3 mL syringe)
 5. needle for withdrawing the diluent from the vial
 6. sterile, disposable syringe of appropriate size (e.g. a 1 mL syringe) and needle for subcutaneous injection
1. needle cap
 2. needle
 3. barrel with dosing scale
 4. plunger

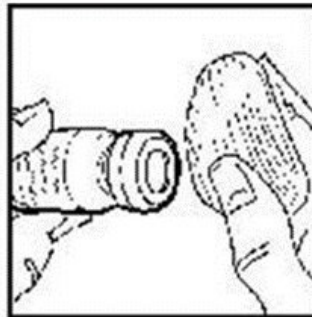
- a vial with OMNITROPE 5.8 mg
- a vial with diluent (mixing liquid - Bacteriostatic Water for Injection containing benzyl alcohol as preservative) for OMNITROPE 5.8 mg
- a sterile, disposable 3 mL syringe and needle for withdrawing the diluent from the vial (not supplied in the pack)
- sterile disposable 1 mL syringes and needles for under the skin (subcutaneous) injection (not supplied in the pack)
- 2 alcohol swabs (not supplied in the pack)

Wash your hands before you start with the next steps.



Mixing OMNITROPE 5.8 mg

- Remove the protective caps from the two vials. With one alcohol swab, clean both the rubber top of the vial that contains the powder and the rubber top of the vial that contains diluent.



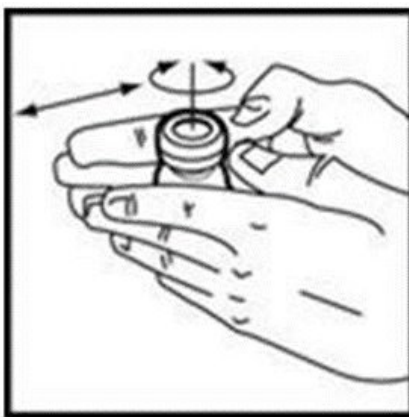
- Use next the sterile diluent vial, the disposal 3 mL syringe and a needle.
- Attach the needle to the syringe (if not attached already). Pull back the syringe plunger and fill the syringe with air. Push the needle fitted to the syringe through the rubber top of the diluent vial, push all the air from the syringe into the vial, turn the vial upside down, and withdraw all the diluent from the vial into the syringe. Remove the syringe and needle.



- Next take the syringe with the diluent in it and push the needle through the rubber stopper of the vial that contains the white powder. Inject the diluent slowly. Aim the stream of liquid against the glass wall in order to avoid foam. Remove the syringe and needle and dispose of them.



- Gently swirl the vial until the content is completely dissolved. **Do not shake.**



- If the medicine is cloudy or contains particles, it should not be used. The medicine must be clear and colorless after mixing.
- **After mixing the medicine, the medicine in the vial must be used within 3 weeks. Store the vial in a refrigerator at 2° to 8°C (36° to 46°F) after mixing and using it each time.**

Measuring the Dose of OMNITROPE 5.8 mg to Be Injected

- Next use the sterile, disposable 1 mL (or similar) syringe and needle for subcutaneous injection. Push the needle through the rubber top of the vial that contains the medicine that you have just mixed.
- Turn the vial and the syringe upside down.



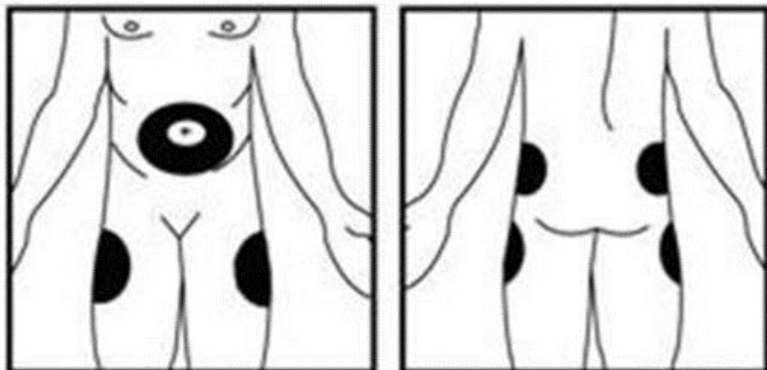
- Be sure the tip of the syringe is in the OMNITROPE mixed medicine.
- Pull back on the plunger slowly and withdraw the dose prescribed by your doctor into the syringe.
- Hold the syringe with the needle in the vial pointing up and remove the syringe from the vial.
-

Check for air bubbles in the syringe. If you see any bubbles, pull the plunger slightly back; tap the syringe gently, with the needle pointing upwards, until the bubble disappears. Push the plunger slowly back up to the correct dose. If there is not enough medicine in the syringe after removing the air bubbles, draw more medicine into the syringe from the mixed medicine vial and repeat checking for bubbles.

- Look at the mixed medicine in the syringe before using. Do not use if discolored or particles are present. You are now ready to inject the dose.

Injecting OMNITROPE 5.8 mg

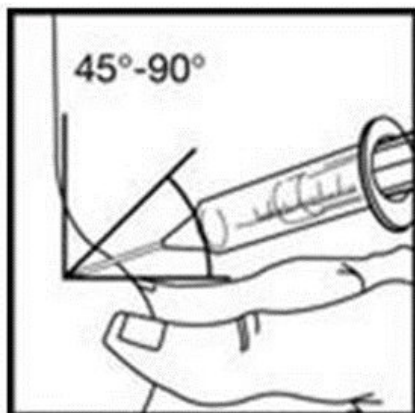
- Choose the site of injection on your body. The best sites for injection are tissues with a layer of fat between skin and muscle such as the upper leg (thigh), buttocks, or stomach area (abdomen) as in the picture shown below. **Do not inject near your belly button (navel) or waistline.**



- Make sure you rotate the injection sites on your body. Inject at least 1/2 inch from the last injection. Change the places on your body where you inject, as you have been taught.
- Before you make an injection, clean your skin well with an alcohol swab. Wait for the area to air dry.



- With one hand, pinch a fold of loose skin at the injection site. With your other hand, hold the syringe as you would a pencil. Insert the needle into the pinched skin straight in or at a slight angle (an angle of 45° to 90°). After the needle is in, remove the hand used to pinch the skin and use it to hold the syringe barrel. Pull back the plunger very slightly with one hand. If blood comes into the syringe, the needle has entered a blood vessel. Do not inject into this site; withdraw the needle and repeat the procedure at a different site. If no blood comes into the syringe, inject the solution by pushing the plunger all the way down gently.



- Pull the needle straight out of the skin. After injection, press the injection site with a small bandage or sterile gauze if needed for bleeding, for several seconds. Do not massage or rub the injection site.

After Injecting OMNITROPE 5.8 mg

- Discard the injection materials.
- Dispose the syringes safely in a closed container. You can ask your healthcare provider or pharmacist for a “sharps” container. A sharps container is a special container to put used needles and syringes in. You can return a full sharps container to your pharmacist or healthcare provider for disposal.
- The vial of mixed medicine must be stored in the refrigerator in its carton at 2° to 8°C (36° to 46°F) and used within 3 weeks.
- The solution should be clear after removal from the refrigerator. If the solution is cloudy or contains particles, **discard the vial. Do not inject the medicine from this vial.** Start over with a new vial of OMNITROPE 5.8 mg. Call your pharmacist if you need a replacement.
- Before each use disinfect the rubber top of the reconstituted vial with an alcohol swab. You **must** use a new disposable 1 mL syringe and needle for each injection.

Omnitrope is a trademark of Novartis.

Manufactured in Austria by Sandoz GmbH

Distributed by Sandoz Inc., Princeton, NJ 08540

02-2016M

46170948

46170949

46171070

5 mg/1.5 mL Carton

NDC 0781-3001-07

Omnitrope®

Somatropin
injection

5 mg/1.5 mL

For subcutaneous injection only

Rx only

Each cartridge contains
somatropin 5 mg/1.5 mL

1 cartridge

 **SANDOZ**
a Novartis company



NDC 0781-3001-07

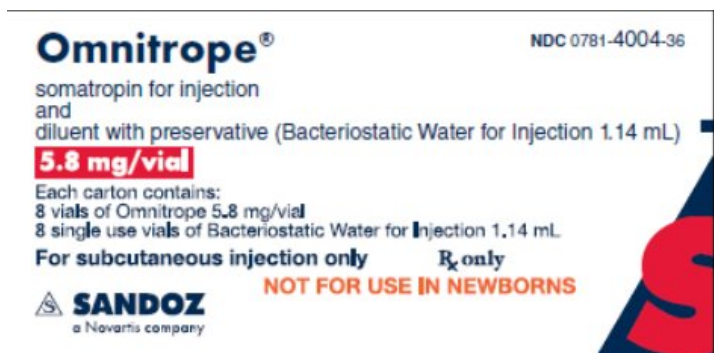
Omnitrope®
Somatropin
injection
5 mg/1.5 mL
For subcutaneous injection only
Rx only
Each cartridge contains
somatropin 5 mg/1.5 mL
1 cartridge
SANDOZ
a Novartis company

10 mg/1.5 mL Carton



NDC 0781-3004-07
Omnitrope®
Somatropin
injection
10 mg/1.5 mL
For subcutaneous injection only
Rx only
Each cartridge contains
somatropin 10 mg/1.5 mL
1 cartridge
SANDOZ
a Novartis company

5.8 mg Carton



Omnitrope® NDC 0781-4004-36
 somatropin for injection
 and
 diluent with preservative (Bacteriostatic Water for Injection 1.14 mL)
5.8 mg/vial
 Each carton contains:
 8 vials of Omnitrope 5.8 mg/vial
 8 single use vials of Bacteriostatic Water for Injection 1.14 mL
 For subcutaneous injection only **Rx only**
NOT FOR USE IN NEWBORNS
SANDOZ
 a Novartis company

NDC 0781-4004-36

Omnitrope®

somatropin for injection

and

diluent with preservative (Bacteriostatic Water for Injection 1.14 mL)

5.8 mg/vial

Each carton contains:

8 vials of Omnitrope 5.8 mg/vial

8 single use vials of Bacteriostatic Water for Injection 1.14 mL

For subcutaneous injection only

NOT FOR USE IN NEWBORNS Rx only

SANDOZ

a Novartis company

OMNITROPE

somatropin injection, solution

Product Information

Product Type	HUMAN PRESCRIPTION DRUG	Item Code (Source)	NDC:0781-3001
Route of Administration	SUBCUTANEOUS		

Active Ingredient/Active Moiety

Ingredient Name	Basis of Strength	Strength
SOMATROPIN (UNII: NXQ9KB6PCL) (SOMATROPIN - UNII:NXQ9KB6PCL)	SOMATROPIN	5 mg in 1.5 mL

Inactive Ingredients

Ingredient Name	Strength
BENZYL ALCOHOL (UNII: LKG8494WBH)	13.5 mg in 1.5 mL
MANNITOL (UNII: 3OWL53L36A)	52.5 mg in 1.5 mL
POLOXAMER 188 (UNII: LQA7B6G8JG)	3 mg in 1.5 mL
SODIUM PHOSPHATE, DIBASIC, HEPTAHYDRATE (UNII: 70WT22SF4B)	1.15 mg in 1.5 mL
SODIUM PHOSPHATE, MONOBASIC, DIHYDRATE (UNII: 5QWK665956)	1.67 mg in 1.5 mL
WATER (UNII: 059QF0KOOR)	

Packaging

#	Item Code	Package Description	Marketing Start Date	Marketing End Date
1	NDC:0781-3001-26	5 in 1 CARTON	05/30/2006	
1		1.5 mL in 1 CARTRIDGE; Type 0: Not a Combination Product		
2	NDC:0781-3001-07	1 in 1 CARTON	05/30/2006	
2		1.5 mL in 1 CARTRIDGE; Type 0: Not a Combination Product		

Marketing Information

Marketing Category	Application Number or Monograph Citation	Marketing Start Date	Marketing End Date
BLA	BLA021426	05/30/2006	

OMNITROPE

somatropin injection, solution

Product Information

Product Type	HUMAN PRESCRIPTION DRUG	Item Code (Source)	NDC:0781-3004
Route of Administration	SUBCUTANEOUS		

Active Ingredient/Active Moiety

Ingredient Name	Basis of Strength	Strength
SOMATROPIN (UNII: NQX9KB6PCL) (SOMATROPIN - UNII: NQX9KB6PCL)	SOMATROPIN	10 mg in 1.5 mL

Inactive Ingredients

Ingredient Name	Strength
GLYCINE (UNII: TE7660XO1C)	27.75 mg in 1.5 mL
PHENOL (UNII: 339NCG44TV)	4.5 mg in 1.5 mL
POLOXAMER 188 (UNII: LQA7B6G8JG)	3 mg in 1.5 mL
SODIUM PHOSPHATE, DIBASIC, HEPTAHYDRATE (UNII: 70WT22SF4B)	1.34 mg in 1.5 mL
SODIUM PHOSPHATE, MONOBASIC, DIHYDRATE (UNII: 5QWK665956)	1.56 mg in 1.5 mL
WATER (UNII: 059QF0K00R)	

Packaging

#	Item Code	Package Description	Marketing Start Date	Marketing End Date
1	NDC:0781-3004-26	5 in 1 CARTON	05/30/2006	
1		1.5 mL in 1 CARTRIDGE; Type 0: Not a Combination Product		
2	NDC:0781-3004-07	1 in 1 CARTON	05/30/2006	
2		1.5 mL in 1 CARTRIDGE; Type 0: Not a Combination Product		

Marketing Information

Marketing Category	Application Number or Monograph Citation	Marketing Start Date	Marketing End Date
BLA	BLA021426	05/30/2006	

OMNITROPE

somatropin kit

Product Information

Product Type	HUMAN PRESCRIPTION DRUG	Item Code (Source)	NDC:0781-4004
--------------	-------------------------	--------------------	---------------

Packaging

#	Item Code	Package Description	Marketing Start Date	Marketing End Date
1	NDC:0781-4004-36	1 in 1 CARTON; Type 0: Not a Combination Product	05/30/2006	

Quantity of Parts

Part #	Package Quantity	Total Product Quantity
Part 1	1 VIAL	1 mL
Part 2	1 VIAL	1.14 mL

Part 1 of 2

OMNITROPE

somatropin injection, powder, lyophilized, for solution

Product Information

Item Code (Source)	NDC:0781-4014
Route of Administration	SUBCUTANEOUS

Active Ingredient/Active Moiety

Ingredient Name	Basis of Strength	Strength
SOMATROPIN (UNII: NQX9KB6PCL) (SOMATROPIN - UNII: NQX9KB6PCL)	SOMATROPIN	5.8 mg in 1 mL

Inactive Ingredients

Ingredient Name	Strength
GLYCINE (UNII: TE7660XO1C)	27.6 mg in 1 mL
SODIUM PHOSPHATE, DIBASIC, HEPTAHYDRATE (UNII: 70WT22SF4B)	1.88 mg in 1 mL
SODIUM PHOSPHATE, MONOBASIC, DIHYDRATE (UNII: 5QWK665956)	0.68 mg in 1 mL

Packaging

#	Item Code	Package Description	Marketing Start Date	Marketing End Date
1	NDC:0781-4014-71	1 mL in 1 VIAL; Type 0: Not a Combination Product		

Marketing Information

Marketing Category	Application Number or Monograph Citation	Marketing Start Date	Marketing End Date
BLA	BLA021426	05/30/2006	

Part 2 of 2**BACTERIOSTATIC WATER CONTAINING BENZYL ALCOHOL**

water and benzyl alcohol injection, solution

Product Information

Item Code (Source)	NDC:0781-4024
Route of Administration	SUBCUTANEOUS

Inactive Ingredients

Ingredient Name	Strength
BENZYL ALCOHOL (UNII: LKG8494WBH)	17 mg in 1.14 mL
WATER (UNII: 059QF0K00R)	1.14 mL in 1.14 mL

Packaging

#	Item Code	Package Description	Marketing Start Date	Marketing End Date
1	NDC:0781-4024-72	1.14 mL in 1 VIAL; Type 0: Not a Combination Product		

Marketing Information

Marketing Category	Application Number or Monograph Citation	Marketing Start Date	Marketing End Date
BLA	BLA021426	05/30/2006	

Marketing Information

Marketing Category	Application Number or Monograph Citation	Marketing Start Date	Marketing End Date
BLA	BLA021426	05/30/2006	

Labeler - Sandoz Inc (005387188)

Revised: 6/2019

Sandoz Inc